

Name : _____

Drawing Reflex Angles

Sheet 2

Draw each reflex angle using a protractor.

1) 314°



2) 229°



3) 286°



5) 190°



PREVIEW

Gain complete access to the largest
collection of worksheets in all subjects!

Members, please
log in to
download this
worksheet.

Not a member?
Please sign up to
gain complete
access.

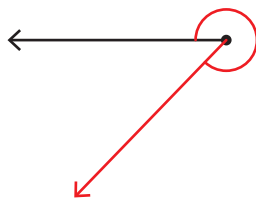
www.mathworksheets4kids.com

Name : _____

Drawing Reflex Angles

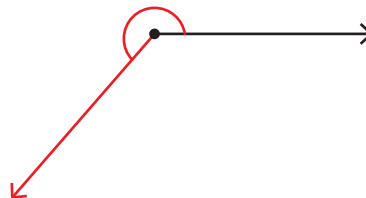
Draw each reflex angle using a protractor.

1) 314°



$$\begin{array}{r} 360^\circ \\ - 314^\circ \\ \hline 46^\circ \end{array}$$

2) 229°



$$\begin{array}{r} 360^\circ \\ - 229^\circ \\ \hline 131^\circ \end{array}$$

3) 286°



PREVIEW

Gain complete access to the largest collection of worksheets in all subjects!

Members, please log in to download this worksheet.

Not a member? Please sign up to gain complete access.

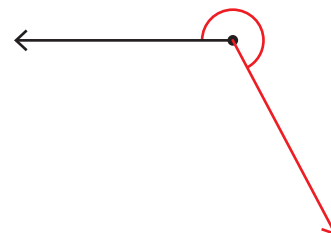
www.mathworksheets4kids.com

$$\begin{array}{r} 360^\circ \\ - 335^\circ \\ \hline 25^\circ \end{array}$$

5) 190°



$$\begin{array}{r} 360^\circ \\ - 190^\circ \\ \hline 170^\circ \end{array}$$



$$\begin{array}{r} 360^\circ \\ - 242^\circ \\ \hline 118^\circ \end{array}$$