

Name : _____


Drawing Reflex Angles

Draw each reflex angle using a protractor.

1) 236°



2) 305°



3) 197°



5) 345°



PREVIEW

Gain complete access to the largest collection of worksheets in all subjects!

Members, please log in to download this worksheet.

Not a member? Please sign up to gain complete access.

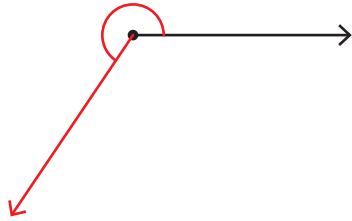
www.mathworksheets4kids.com

Name : _____

Drawing Reflex Angles

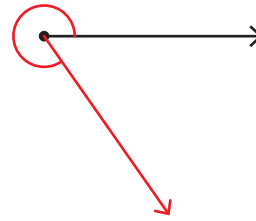
Draw each reflex angle using a protractor.

1) 236°



$$\begin{array}{r} 360^\circ \\ - 236^\circ \\ \hline 124^\circ \end{array}$$

2) 305°



$$\begin{array}{r} 360^\circ \\ - 305^\circ \\ \hline 55^\circ \end{array}$$

3) 197°



$$\begin{array}{r} 360^\circ \\ - 213^\circ \\ \hline 147^\circ \end{array}$$

PREVIEW

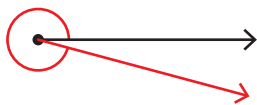
Gain complete access to the largest collection of worksheets in all subjects!

Members, please log in to download this worksheet.

Not a member? Please sign up to gain complete access.

www.mathworksheets4kids.com

5) 345°



$$\begin{array}{r} 360^\circ \\ - 345^\circ \\ \hline 15^\circ \end{array}$$



$$\begin{array}{r} 360^\circ \\ - 188^\circ \\ \hline 172^\circ \end{array}$$