

Drawing Reflex Angles

Draw each reflex angle using a protractor.

1) 251°



2) 294°



3) 318°



5) 272°



PREVIEW

Gain complete access to the largest collection of worksheets in all subjects!

Members, please log in to download this worksheet.

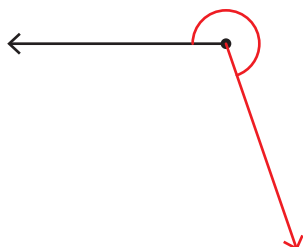
Not a member? Please sign up to gain complete access.

www.mathworksheets4kids.com

Drawing Reflex Angles

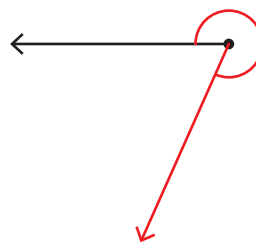
Draw each reflex angle using a protractor.

1) 251°



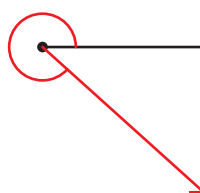
$$\begin{array}{r} 360^\circ \\ - 251^\circ \\ \hline 109^\circ \end{array}$$

2) 294°



$$\begin{array}{r} 360^\circ \\ - 294^\circ \\ \hline 66^\circ \end{array}$$

3) 318°



PREVIEW

Gain complete access to the largest collection of worksheets in all subjects!

Members, please log in to download this worksheet.

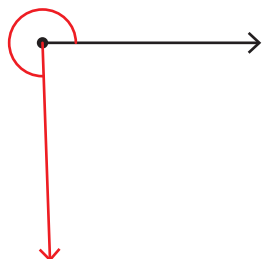
Not a member? Please sign up to gain complete access.

www.mathworksheets4kids.com

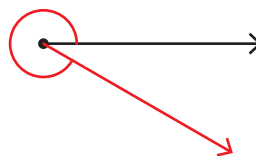


$$\begin{array}{r} 360^\circ \\ - 187^\circ \\ \hline 173^\circ \end{array}$$

5) 272°



$$\begin{array}{r} 360^\circ \\ - 272^\circ \\ \hline 88^\circ \end{array}$$



$$\begin{array}{r} 360^\circ \\ - 330^\circ \\ \hline 30^\circ \end{array}$$