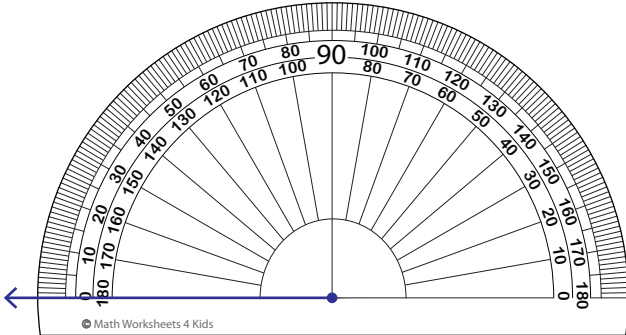


# Drawing Angles - Revision

A) Draw each angle using a protractor.

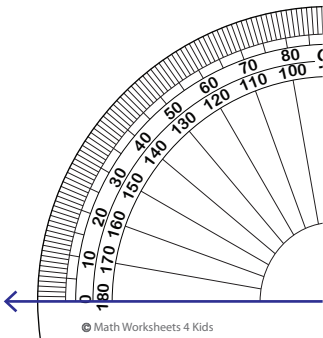
1)  $98^\circ$



3)  $30^\circ$



2)  $71^\circ$



# PREVIEW

Gain complete access to the largest collection of worksheets in all subjects!

Members, please log in to download this worksheet.

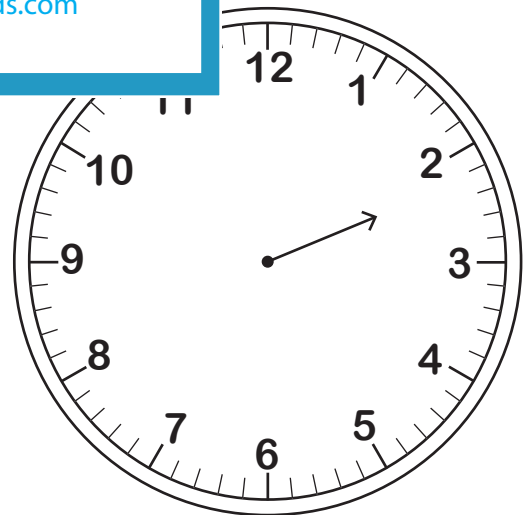
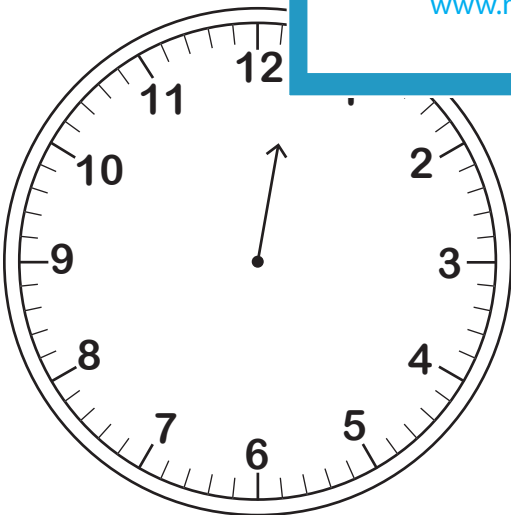
Not a member? Please sign up to gain complete access.

[www.mathworksheets4kids.com](http://www.mathworksheets4kids.com)

B) Draw a minute hand  
(Hint: The hour hand moves with the hour hand.)

Draw a minute hand with the hour hand.  
(and.)

1)  $116^\circ$

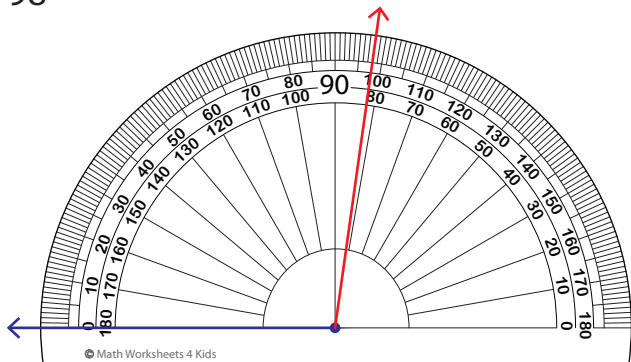


Name : \_\_\_\_\_

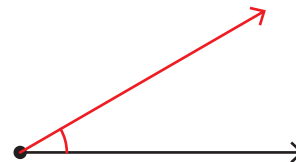
# Drawing Angles - Revision

A) Draw each angle using a protractor.

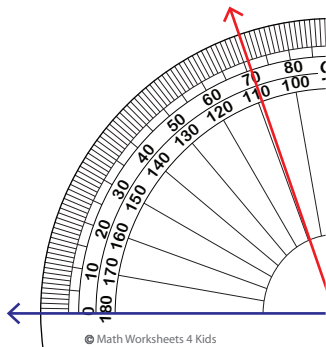
1)  $98^\circ$



3)  $30^\circ$



2)  $71^\circ$



# PREVIEW

Gain complete access to the largest collection of worksheets in all subjects!

Members, please log in to download this worksheet.

Not a member? Please sign up to gain complete access.

[www.mathworksheets4kids.com](http://www.mathworksheets4kids.com)

B) Draw a minute hand (Hint: The hour hand moves with the hour hand.)

(The hour hand moves with the hour hand.)

1)  $116^\circ$

