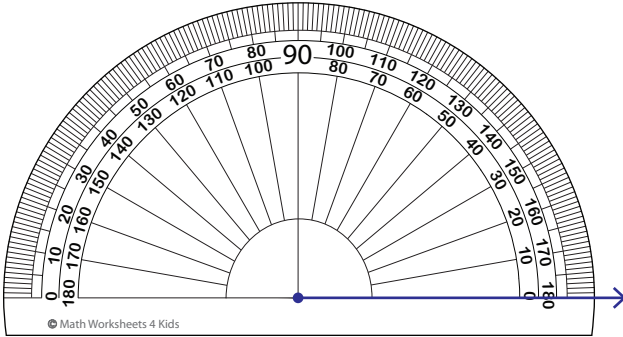


Drawing Angles - Revision

A) Draw each angle using a protractor.

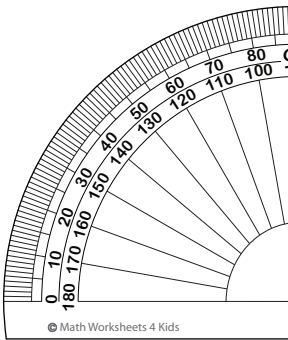
1) 49°



3) 72°



2) 126°



PREVIEW

Gain complete access to the largest collection of worksheets in all subjects!

Members, please log in to download this worksheet.

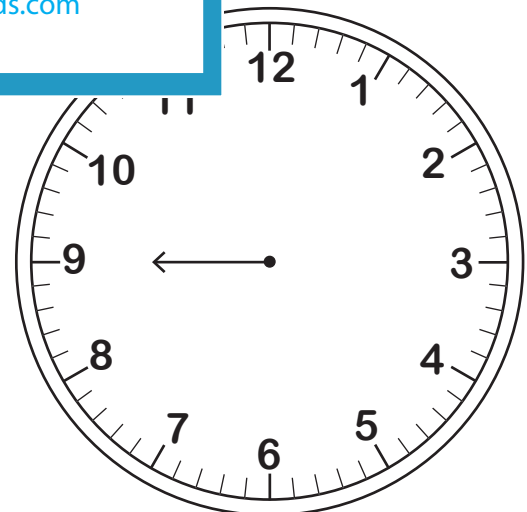
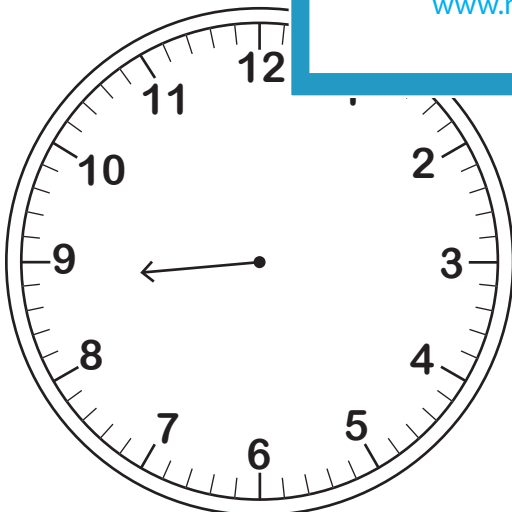
Not a member? Please sign up to gain complete access.

www.mathworksheets4kids.com

B) Draw a minute hand
(Hint: The hour hand moves with the hour hand.)

Draw a minute hand with the hour hand.
(and.)

1) 35°

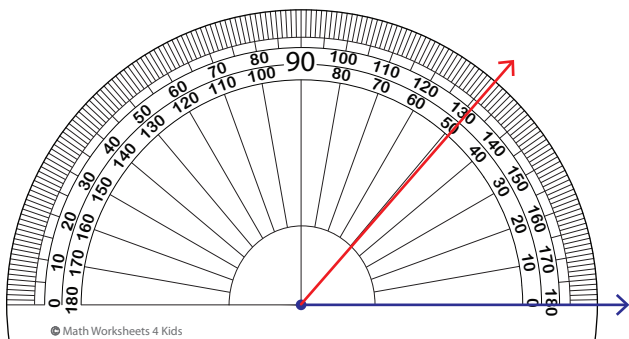


Name : _____

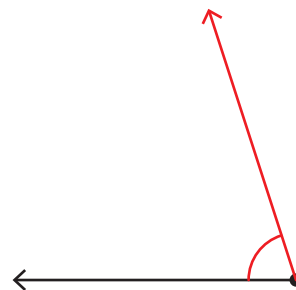
Drawing Angles - Revision

A) Draw each angle using a protractor.

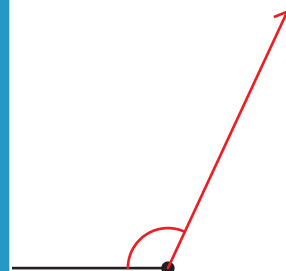
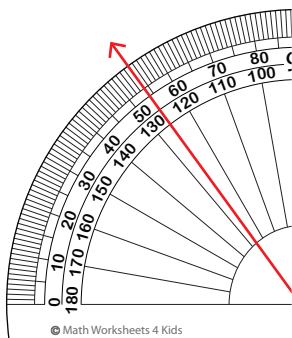
1) 49°



3) 72°



2) 126°



PREVIEW

Gain complete access to the largest collection of worksheets in all subjects!

Members, please log in to download this worksheet.

Not a member? Please sign up to gain complete access.

www.mathworksheets4kids.com

B) Draw a minute hand (Hint: The hour hand moves with the hour hand.)

1) 35°

