

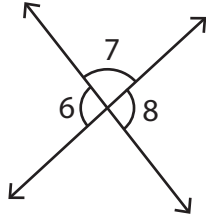
Name : _____

Linear Pairs

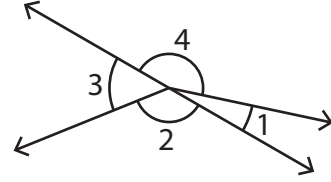
Sheet 3

A) Identify all the linear pairs in each figure.

1)



2)



3)



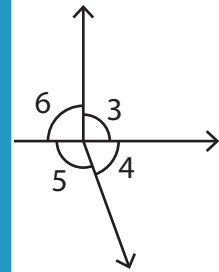
PREVIEW

Gain complete access to the largest collection of worksheets in all subjects!

Members, please log in to download this worksheet.

Not a member? Please sign up to gain complete access.

www.mathworksheets4kids.com



B) Identify the angle

ified angle.

1) $\angle JOK$ _____ or _____

2) $\angle LOM$ _____ or _____

3) $\angle QOP$ _____ or _____

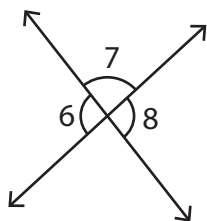
4) $\angle KOL$ _____ or _____

Name : _____

Linear Pairs

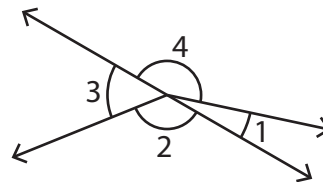
A) Identify all the linear pairs in each figure.

1)



$\angle 6, \angle 7$ and $\angle 7, \angle 8$

2)

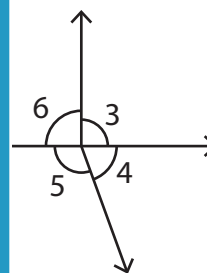


$\angle 2, \angle 3$ and $\angle 4, \angle 1$

3)



$\angle 5, \angle 6$



$\angle 5$ and $\angle 4, \angle 5$

PREVIEW

Gain complete access to the largest collection of worksheets in all subjects!

Members, please log in to download this worksheet.

Not a member? Please sign up to gain complete access.

www.mathworksheets4kids.com

B) Identify the angle

ified angle.

- | | | | | |
|----|--------------|--------------------------------|----|--------------------------------|
| 1) | $\angle JOK$ | $\angle KOM$ | or | $\angle JOP$ |
| 2) | $\angle LOM$ | $\angle MOQ$ | or | $\angle LOJ$ |
| 3) | $\angle QOP$ | $\angle POL$ | or | $\angle QOK$ |
| 4) | $\angle KOL$ | $\angle LOP$ | or | $\angle KOQ$ |