

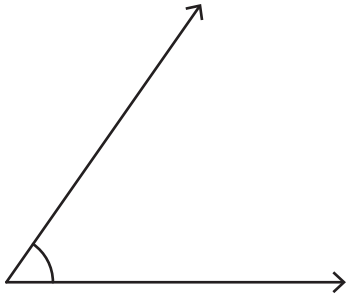
Name : \_\_\_\_\_

## Measuring Angles - 5° Increments

Inner scale: S4

Measure each angle using a protractor.

1)



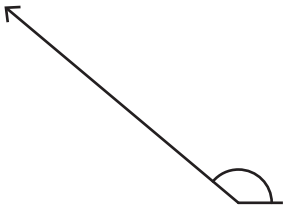
Angle: \_\_\_\_\_

2)



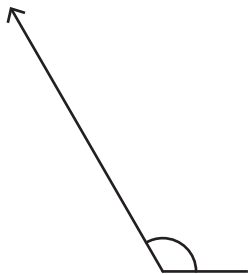
Angle: \_\_\_\_\_

3)



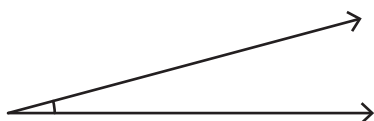
Angle: \_\_\_\_\_

5)



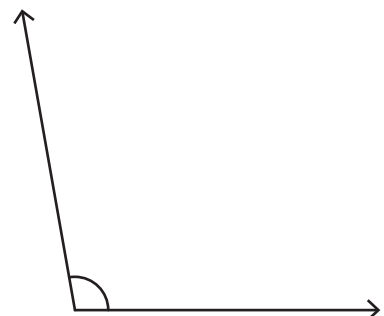
Angle: \_\_\_\_\_

7)



Angle: \_\_\_\_\_

8)



Angle: \_\_\_\_\_

# PREVIEW

Gain complete access to the largest collection of worksheets in all subjects!

Members, please log in to download this worksheet.

Not a member? Please sign up to gain complete access.

[www.mathworksheets4kids.com](http://www.mathworksheets4kids.com)