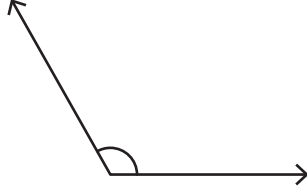


Name : \_\_\_\_\_

# Measuring & Classifying Angles

Measure and classify each angle using a protractor.

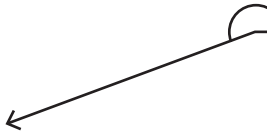
Example :



Angle: 120°

Type: Obtuse

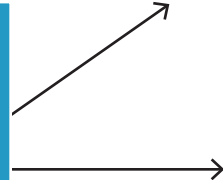
1)



Angle: \_\_\_\_\_

Type: \_\_\_\_\_

2)



\_\_\_\_\_

\_\_\_\_\_

3)



Angle: \_\_\_\_\_

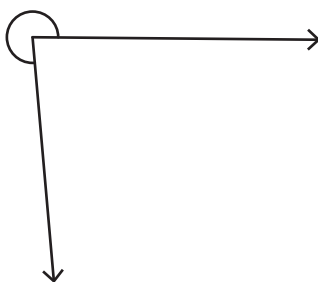
Type: \_\_\_\_\_



\_\_\_\_\_

\_\_\_\_\_

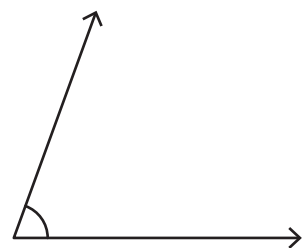
5)



Angle: \_\_\_\_\_

Type: \_\_\_\_\_

6)



Angle: \_\_\_\_\_

Type: \_\_\_\_\_

**PREVIEW**

Gain complete access to the largest collection of worksheets in all subjects!

Members, please log in to download this worksheet.

Not a member? Please sign up to gain complete access.

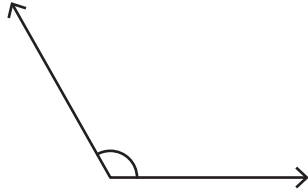
[www.mathworksheets4kids.com](http://www.mathworksheets4kids.com)

Name : \_\_\_\_\_

# Measuring & Classifying Angles

Measure and classify each angle using a protractor.


Example :



Angle: 120°

Type: Obtuse

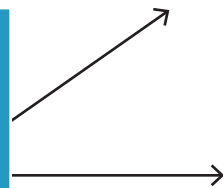
1)



Angle: \_\_\_\_\_

Type: \_\_\_\_\_

2)



**35°**

**Acute**

3)



Angle: \_\_\_\_\_

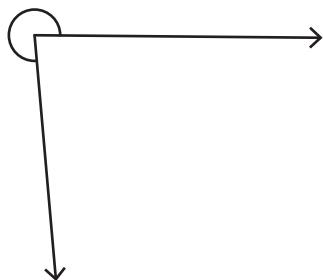
Type: \_\_\_\_\_



**155°**

**Obtuse**

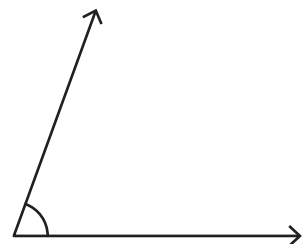
5)



Angle: **275°**

Type: **Reflex**

6)



Angle: **70°**

Type: **Acute**

**PREVIEW**

Gain complete access to the largest collection of worksheets in all subjects!

Members, please log in to download this worksheet.

Not a member? Please sign up to gain complete access.

[www.mathworksheets4kids.com](http://www.mathworksheets4kids.com)