

Name : _____

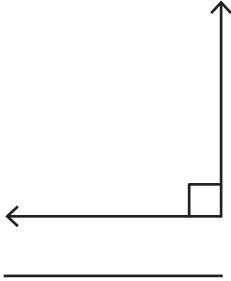
Measuring Angles - Puzzles

Sheet 2

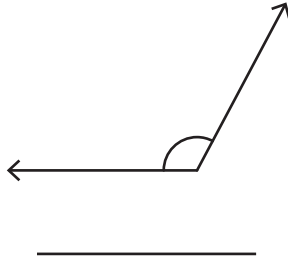
Measure each angle. Order the answers from greatest to least. Write the alphabet associated with each corresponding answer and find the mystery animal.

1)

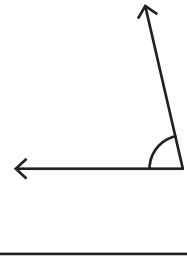
R



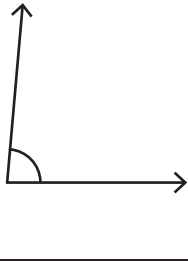
P



T



O



PREVIEW

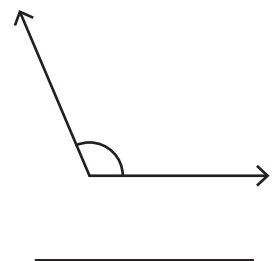
Gain complete access to the largest collection of worksheets in all subjects!

Members, please log in to download this worksheet.

Not a member? Please sign up to gain complete access.

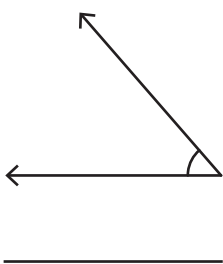
www.mathworksheets4kids.com

A

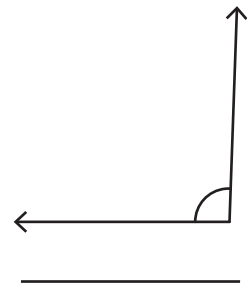


2)

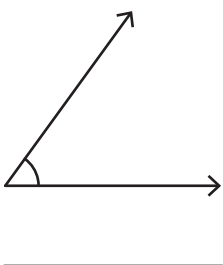
E



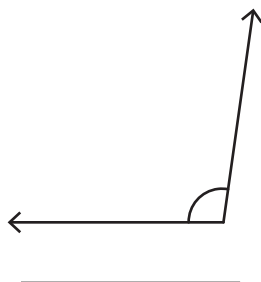
U



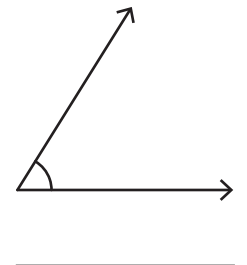
K



T



R



Mystery Animal: _____