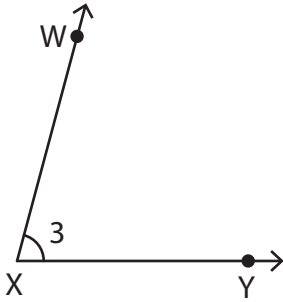


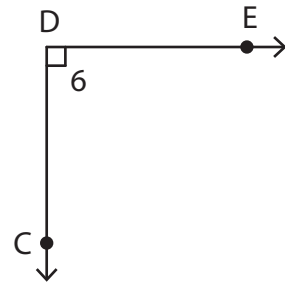
Naming Angles in Four Ways

Name each angle in four different ways.

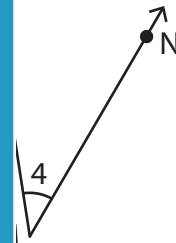
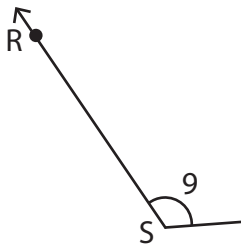
1)



2)



3)



PREVIEW

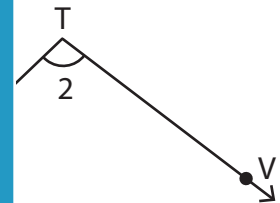
Gain complete access to the largest collection of worksheets in all subjects!

Members, please log in to download this worksheet.

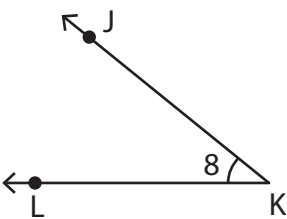
Not a member? Please sign up to gain complete access.

www.mathworksheets4kids.com

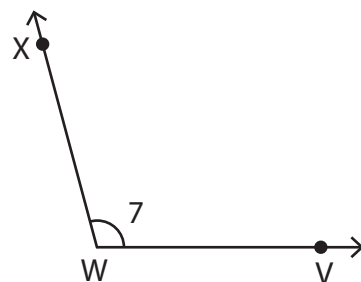
5)



7)



8)

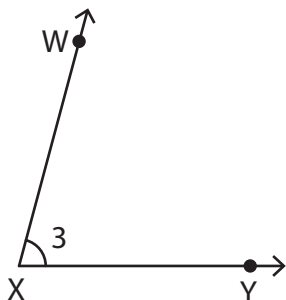


Name : _____

Naming Angles in Four Ways

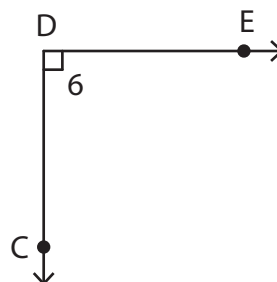
Name each angle in four different ways.

1)



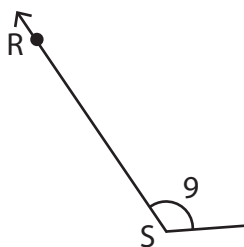
$\angle WXY, \angle YXW, \angle X,$ and $\angle 3$

2)

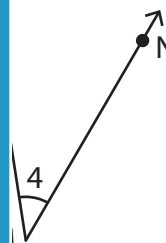


$\angle CDE, \angle EDC, \angle D,$ and $\angle 6$

3)



$\angle RST, \angle TSR,$ and $\angle S$

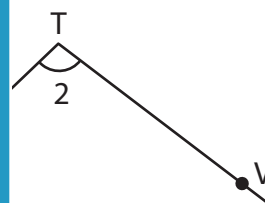


$\angle NML, \angle M,$ and $\angle 4$

5)

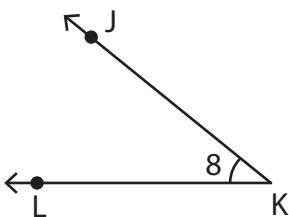


$\angle FGH, \angle HGF,$ and $\angle F$



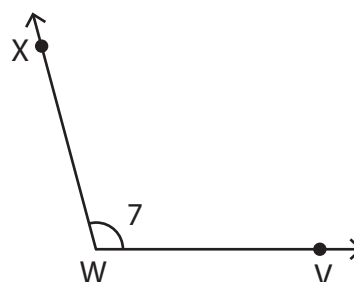
$\angle JTV, \angle T,$ and $\angle 2$

7)



$\angle JKL, \angle LKJ, \angle K,$ and $\angle 8$

8)



$\angle VWX, \angle XWV, \angle W,$ and $\angle 7$

PREVIEW

Gain complete access to the largest collection of worksheets in all subjects!

Members, please log in to download this worksheet.

Not a member? Please sign up to gain complete access.

www.mathworksheets4kids.com