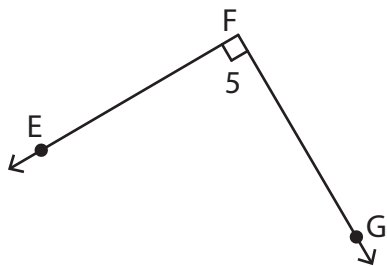


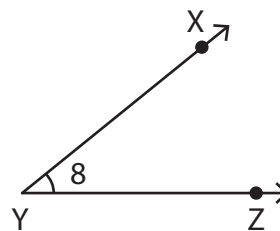
# Naming Angles in Four Ways

Name each angle in four different ways.

1)



2)



3)



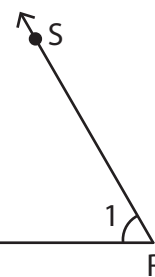
**PREVIEW**

Gain complete access to the largest collection of worksheets in all subjects!

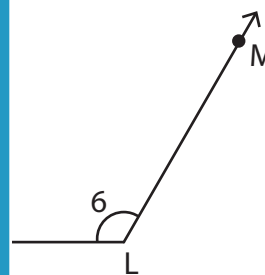
Members, please log in to download this worksheet.

Not a member? Please sign up to gain complete access.

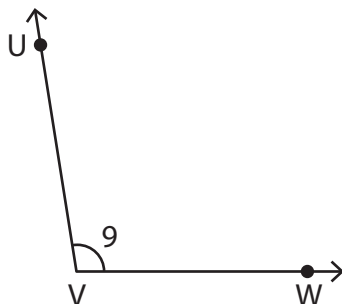
[www.mathworksheets4kids.com](http://www.mathworksheets4kids.com)



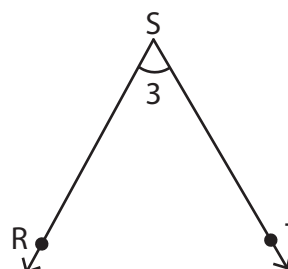
5)



7)



8)

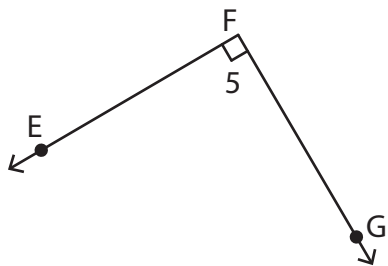


Name : \_\_\_\_\_

**Naming Angles in Four Ways**

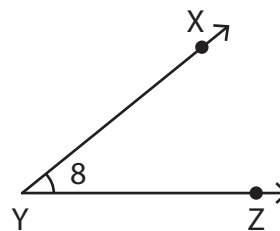
Name each angle in four different ways.

1)



$\angle EFG, \angle GFE, \angle F,$  and  $\angle 5$

2)

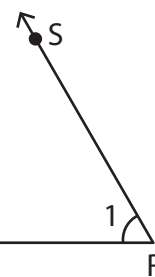


$\angle XYZ, \angle ZYX, \angle Y,$  and  $\angle 8$

3)



$\angle TUV, \angle VUT,$  and  $\angle 1$



$\angle SRQ, \angle R,$  and  $\angle 1$

**PREVIEW**

Gain complete access to the largest collection of worksheets in all subjects!

Members, please log in to download this worksheet.

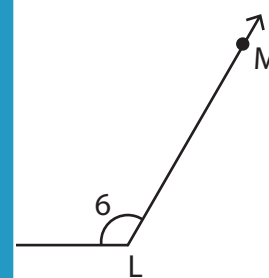
Not a member? Please sign up to gain complete access.

[www.mathworksheets4kids.com](http://www.mathworksheets4kids.com)

5)

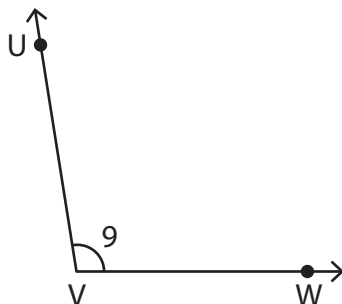


$\angle BCD, \angle DCB,$  and  $\angle 6$



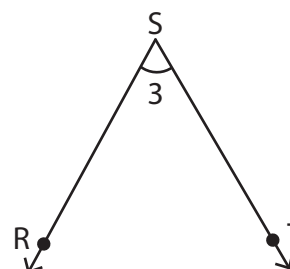
$\angle MLK, \angle L,$  and  $\angle 6$

7)



$\angle UVW, \angle WVU, \angle V,$  and  $\angle 9$

8)



$\angle RST, \angle TSR, \angle S,$  and  $\angle 3$