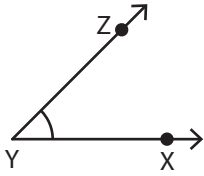


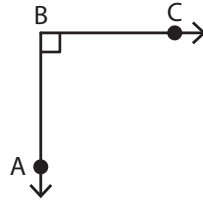
Naming Angles - Revision

A) Use all the three points and name each angle in two different ways.

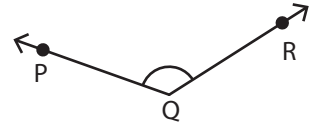
1)



2)



3)



B) Name each angle in two different ways.

4)



6)



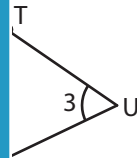
PREVIEW


Gain complete access to the largest collection of worksheets in all subjects!

Members, please log in to download this worksheet.

Not a member? Please sign up to gain complete access.

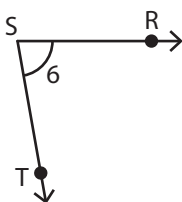
www.mathworksheets4kids.com





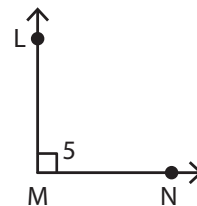
C) Write the missing representation of each angle.

8)



_____ \cong $\angle RST$ \cong $\angle 6$ \cong $\angle S$

9)



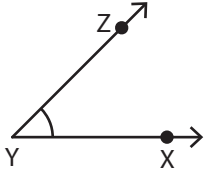
$\angle LMN$ \cong _____ \cong $\angle NML$ \cong $\angle 5$

Name : _____

Naming Angles - Revision

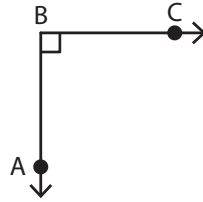
A) Use all the three points and name each angle in two different ways.

1)



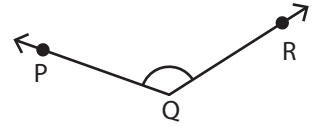
$\angle XYZ$ or $\angle ZYX$

2)



$\angle ABC$ or $\angle CBA$

3)



$\angle PQR$ or $\angle RQP$

B) Name each angle in two different ways.

4)



$\angle JKL$, $\angle LKJ$, $\angle J$, $\angle L$

6)



$\angle FGH$, $\angle HGF$, $\angle F$

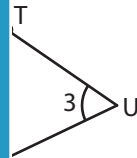
PREVIEW

Gain complete access to the largest collection of worksheets in all subjects!


Members, please log in to download this worksheet.

Not a member? Please sign up to gain complete access.

www.mathworksheets4kids.com



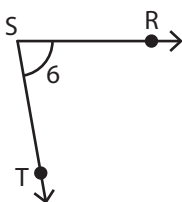
$\angle TUV$, $\angle U$, and $\angle 3$



$\angle XWY$, $\angle X$, and $\angle 4$

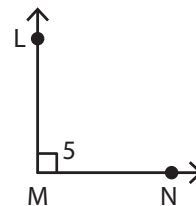
C) Write the missing representation of each angle.

8)



$\angle TSR$ \cong $\angle RST$ \cong $\angle 6$ \cong $\angle S$

9)



$\angle LMN$ \cong $\angle M$ \cong $\angle NML$ \cong $\angle 5$