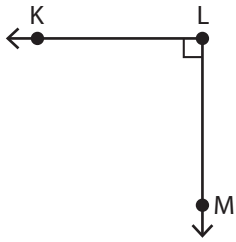


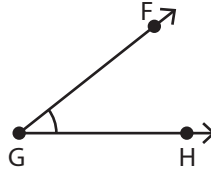
Naming Angles using Three Points

Use all the three points and name each angle.

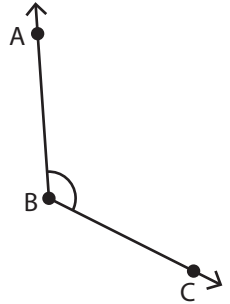
1)



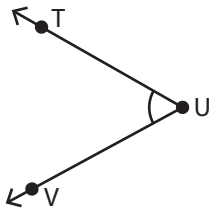
2)



3)



4)



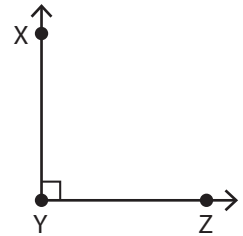
PREVIEW

Gain complete access to the largest collection of worksheets in all subjects!

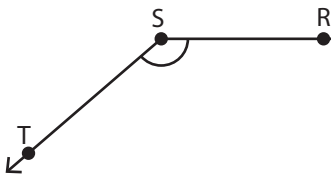
Members, please log in to download this worksheet.

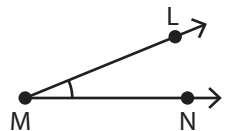
Not a member? Please sign up to gain complete access.

www.mathworksheets4kids.com

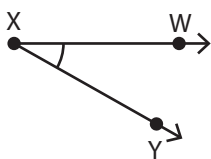


7)

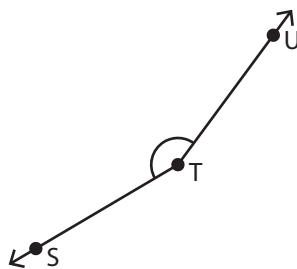




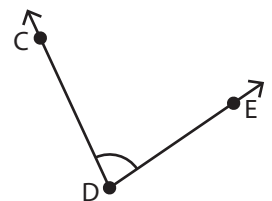
10)



11)



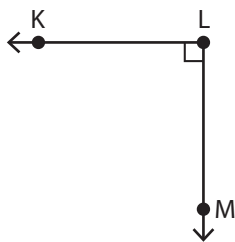
12)



Naming Angles using Three Points

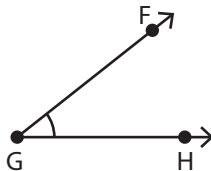
Use all the three points and name each angle.

1)



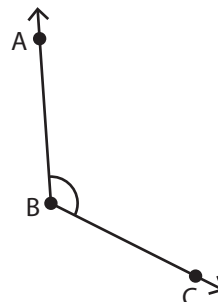
$\angle KLM$ or $\angle MLK$

2)



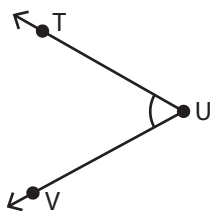
$\angle FGH$ or $\angle HGF$

3)

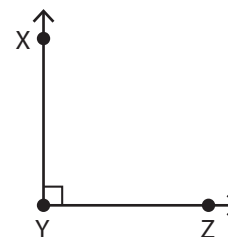


$\angle ABC$ or $\angle CBA$

4)

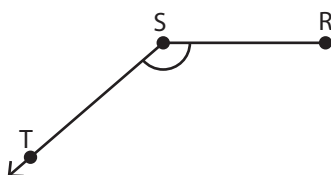


$\angle TUV$ or $\angle VUT$

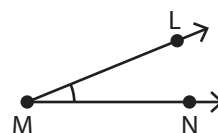


$\angle XYZ$ or $\angle ZYX$

7)



$\angle RST$ or $\angle TSR$



$\angle LMN$ or $\angle NML$

PREVIEW

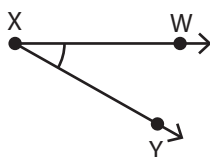
Gain complete access to the largest collection of worksheets in all subjects!

Members, please log in to download this worksheet.

Not a member? Please sign up to gain complete access.

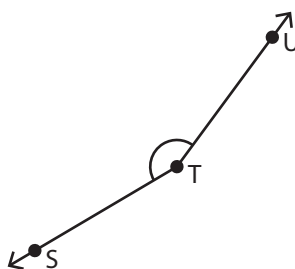
www.mathworksheets4kids.com

10)



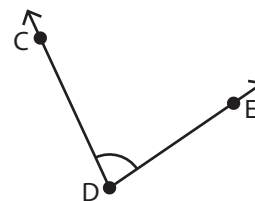
$\angle WXY$ or $\angle YXW$

11)



$\angle STU$ or $\angle UTS$

12)



$\angle CDE$ or $\angle EDC$