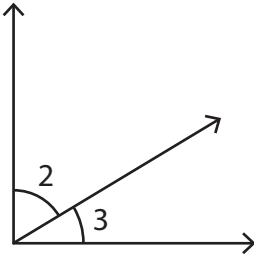


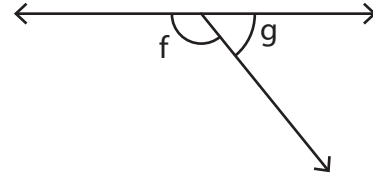
Identifying Pairs of Angles

Identify the indicated angles as adjacent, vertical, or linear.

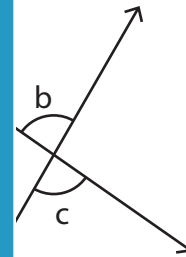
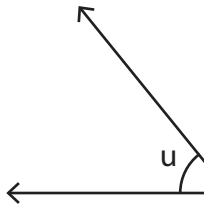
1)



2)



3)



PREVIEW

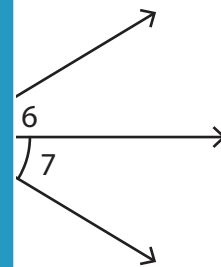
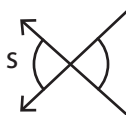
Gain complete access to the largest collection of worksheets in all subjects!

Members, please log in to download this worksheet.

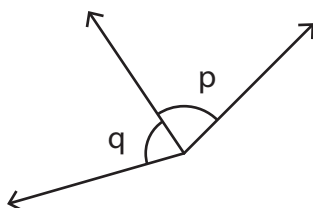
Not a member? Please sign up to gain complete access.

www.mathworksheets4kids.com

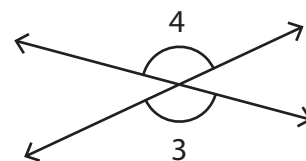
5)



7)



8)

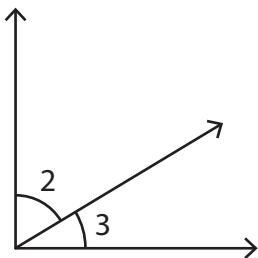


Name : _____

Identifying Pairs of Angles

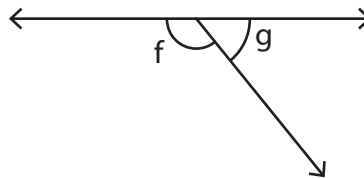
Identify the indicated angles as adjacent, vertical, or linear.

1)



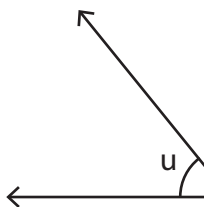
adjacent

2)

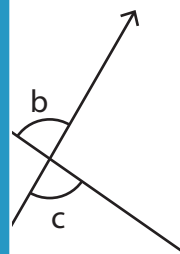


adjacent and linear

3)



adjacent and



vertical

PREVIEW

Gain complete access to the largest collection of worksheets in all subjects!

Members, please log in to download this worksheet.

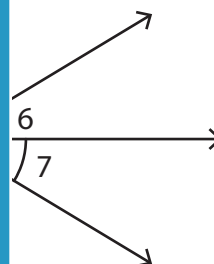
Not a member? Please sign up to gain complete access.

www.mathworksheets4kids.com

5)

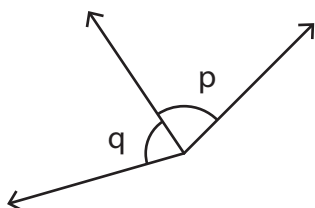


vertical



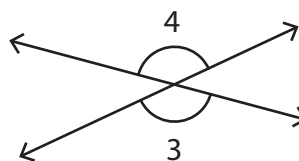
adjacent

7)



adjacent

8)



vertical