

Name : _____

Drawing Angles

Draw an angle with the given vertex and arms.

1) Vertex: Q & Arms: $\overrightarrow{QP}, \overrightarrow{QR}$

2) Vertex: K & Arms: $\overrightarrow{KJ}, \overrightarrow{KL}$

3) Vertex: B & Arms: $\overrightarrow{BA}, \overrightarrow{BC}$

4) Vertex: V & Arms: $\overrightarrow{VU}, \overrightarrow{VW}$

PREVIEW

Gain complete access to the largest
collection of worksheets in all subjects!

Members, please
log in to
download this
worksheet.

Not a member?
Please sign up to
gain complete
access.

www.mathworksheets4kids.com

5) Vertex: M & Arms: $\overrightarrow{MA}, \overrightarrow{MB}$

6) Vertex: G & Arms: $\overrightarrow{GF}, \overrightarrow{GH}$

7) Vertex: Y & Arms: $\overrightarrow{YX}, \overrightarrow{YZ}$

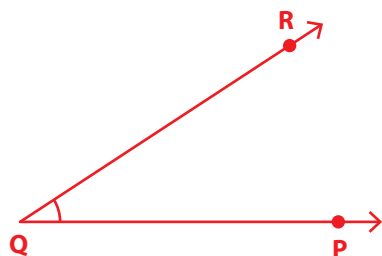
8) Vertex: E & Arms: $\overrightarrow{ED}, \overrightarrow{EF}$

Name : _____

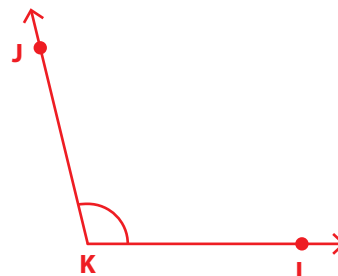
Drawing Angles

Draw an angle with the given vertex and arms.


1) Vertex: Q & Arms: $\overrightarrow{QP}, \overrightarrow{QR}$




2) Vertex: K & Arms: $\overrightarrow{KJ}, \overrightarrow{KL}$



3) Vertex: B & Arms: $\overrightarrow{BA}, \overrightarrow{BC}$



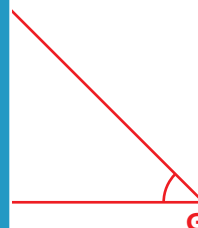
4) Vertex: V & Arms: $\overrightarrow{VU}, \overrightarrow{VW}$



5) Vertex: M & Arms: $\overrightarrow{ML}, \overrightarrow{MN}$



6) Vertex: G & Arms: $\overrightarrow{GF}, \overrightarrow{GH}$



PREVIEW

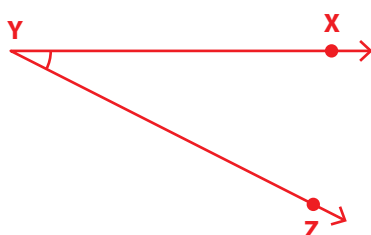
Gain complete access to the largest collection of worksheets in all subjects!

Members, please log in to download this worksheet.

Not a member? Please sign up to gain complete access.

www.mathworksheets4kids.com

7) Vertex: Y & Arms: $\overrightarrow{YX}, \overrightarrow{YZ}$



8) Vertex: E & Arms: $\overrightarrow{ED}, \overrightarrow{EF}$

