

## Drawing Angles

Draw an angle with the given vertex and arms.

1) Vertex: U & Arms:  $\overrightarrow{UT}, \overrightarrow{UV}$

2) Vertex: X & Arms:  $\overrightarrow{XW}, \overrightarrow{XY}$

3) Vertex: D & Arms:  $\overrightarrow{DA}, \overrightarrow{DB}$

4) Vertex: Y & Arms:  $\overrightarrow{YX}, \overrightarrow{YZ}$

# PREVIEW

Gain complete access to the largest  
collection of worksheets in all subjects!

Members, please  
log in to  
download this  
worksheet.

Not a member?  
Please sign up to  
gain complete  
access.

[www.mathworksheets4kids.com](http://www.mathworksheets4kids.com)

5) Vertex: Q & Arms:  $\overrightarrow{QA}, \overrightarrow{QB}$

6) Vertex: B & Arms:  $\overrightarrow{BA}, \overrightarrow{BC}$

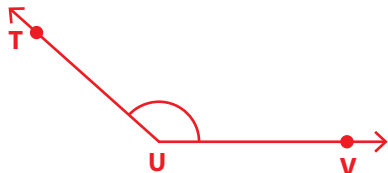
7) Vertex: M & Arms:  $\overrightarrow{ML}, \overrightarrow{MN}$

8) Vertex: V & Arms:  $\overrightarrow{VU}, \overrightarrow{VW}$

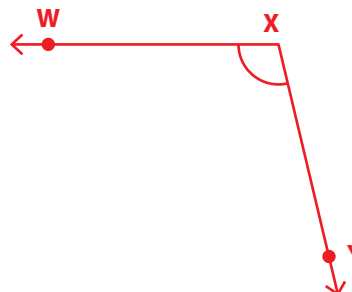
# Drawing Angles

Draw an angle with the given vertex and arms.

1) Vertex: U & Arms:  $\overrightarrow{UT}, \overrightarrow{UV}$



2) Vertex: X & Arms:  $\overrightarrow{XW}, \overrightarrow{XY}$



3) Vertex: D & Arms:  $\overrightarrow{DX}, \overrightarrow{DZ}$



## PREVIEW


Gain complete access to the largest collection of worksheets in all subjects!

Members, please log in to download this worksheet.

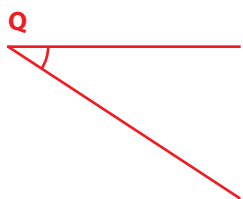
Not a member? Please sign up to gain complete access.

[www.mathworksheets4kids.com](http://www.mathworksheets4kids.com)


4) Vertex: Y & Arms:  $\overrightarrow{YX}, \overrightarrow{YZ}$



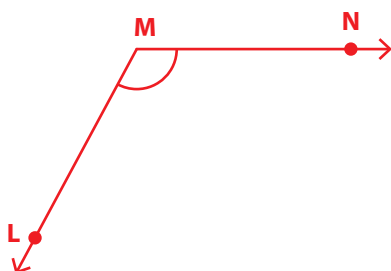
5) Vertex: Q & Arms:  $\overrightarrow{QA}, \overrightarrow{QB}$



6) Vertex: B & Arms:  $\overrightarrow{BA}, \overrightarrow{BC}$



7) Vertex: M & Arms:  $\overrightarrow{ML}, \overrightarrow{MN}$



8) Vertex: V & Arms:  $\overrightarrow{VU}, \overrightarrow{VW}$

