

## Drawing Angles

Draw an angle with the given vertex and arms.

1) Vertex: K & Arms:  $\overrightarrow{KJ}$ ,  $\overrightarrow{KL}$

2) Vertex: G & Arms:  $\overrightarrow{GF}$ ,  $\overrightarrow{GH}$

3) Vertex: R & Arms:  $\overrightarrow{RD}$ ,  $\overrightarrow{RE}$

4) Vertex: C & Arms:  $\overrightarrow{DC}$ ,  $\overrightarrow{DE}$

5) Vertex: X & Arms:  $\overrightarrow{XS}$ ,  $\overrightarrow{XT}$

6) Vertex: S & Arms:  $\overrightarrow{TS}$ ,  $\overrightarrow{TU}$

7) Vertex: Q & Arms:  $\overrightarrow{QP}$ ,  $\overrightarrow{QR}$

8) Vertex: B & Arms:  $\overrightarrow{BA}$ ,  $\overrightarrow{BC}$

# PREVIEW

Gain complete access to the largest  
collection of worksheets in all subjects!

Members, please  
log in to  
download this  
worksheet.

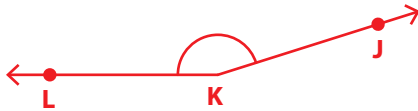
Not a member?  
Please sign up to  
gain complete  
access.

[www.mathworksheets4kids.com](http://www.mathworksheets4kids.com)

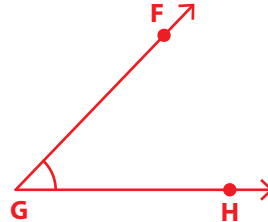
**Drawing Angles**

Draw an angle with the given vertex and arms.

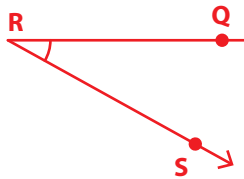
1) Vertex: K & Arms:  $\overrightarrow{KJ}, \overrightarrow{KL}$



2) Vertex: G & Arms:  $\overrightarrow{GF}, \overrightarrow{GH}$



3) Vertex: R & Arms:  $\overrightarrow{RQ}, \overrightarrow{RS}$



4) Vertex: C & Arms:  $\overrightarrow{CD}, \overrightarrow{CE}$



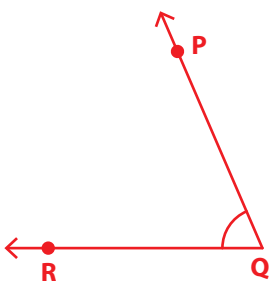
5) Vertex: X & Arms:  $\overrightarrow{XW}, \overrightarrow{XT}$



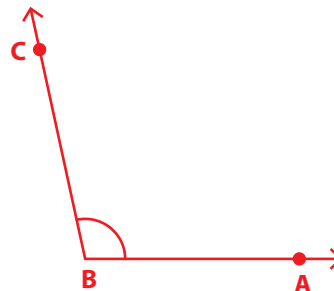
6) Vertex: B & Arms:  $\overrightarrow{BA}, \overrightarrow{BC}$



7) Vertex: Q & Arms:  $\overrightarrow{QP}, \overrightarrow{QR}$



8) Vertex: B & Arms:  $\overrightarrow{BA}, \overrightarrow{BC}$



**PREVIEW**

Gain complete access to the largest collection of worksheets in all subjects!

Members, please log in to download this worksheet.

Not a member? Please sign up to gain complete access.

[www.mathworksheets4kids.com](http://www.mathworksheets4kids.com)