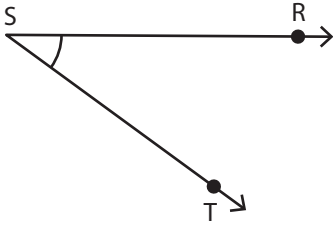


Identifying the Vertex and Arms

Identify the vertex and arms that form each angle.

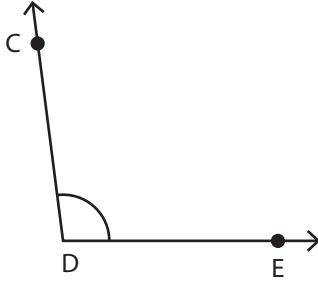
1)



Vertex: _____

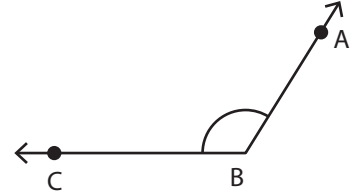
Arms: _____

2)



Vertex: _____

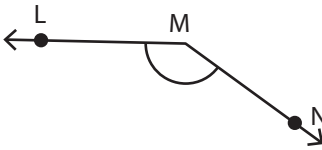
3)



Vertex: _____

Arms: _____

4)



Vertex: _____

Arms: _____

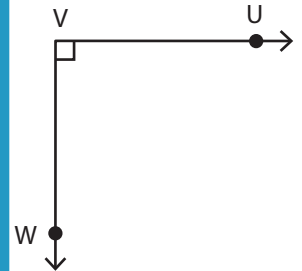
PREVIEW

Gain complete access to the largest collection of worksheets in all subjects!

Members, please log in to download this worksheet.

Not a member? Please sign up to gain complete access.

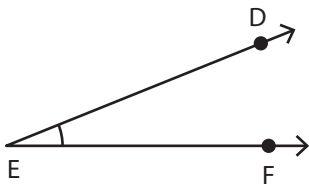
www.mathworksheets4kids.com



Vertex: _____

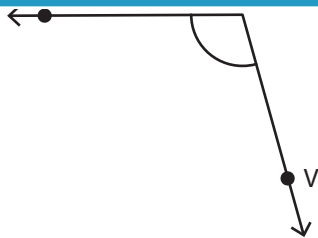
Arms: _____

7)



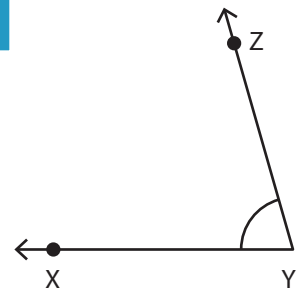
Vertex: _____

Arms: _____



Vertex: _____

Arms: _____



Vertex: _____

Arms: _____

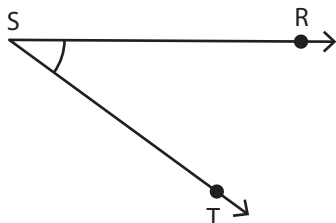
Name : _____

Identifying the Vertex and Arms

L1S3

Identify the vertex and arms that form each angle.

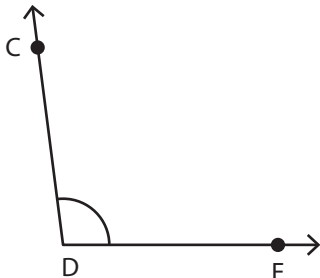
1)



Vertex: **S**

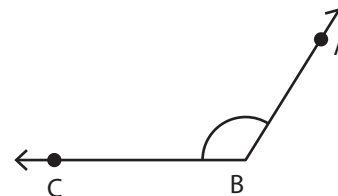
Arms: $\overrightarrow{SR}, \overrightarrow{ST}$

2)



Vertex: **D**

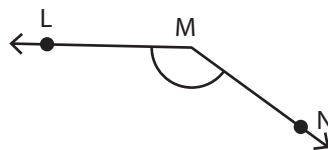
3)



Vertex: **B**

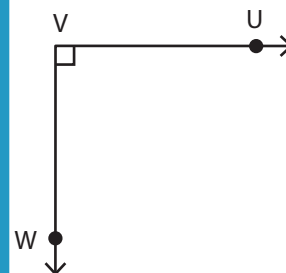
Arms: $\overrightarrow{BA}, \overrightarrow{BC}$

4)



Vertex: **M**

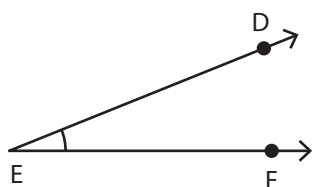
Arms: $\overrightarrow{ML}, \overrightarrow{MN}$



Vertex: **V**


Arms: $\overrightarrow{VU}, \overrightarrow{VW}$

7)



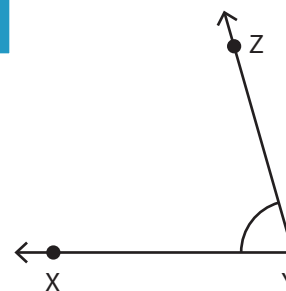
Vertex: **E**

Arms: $\overrightarrow{ED}, \overrightarrow{EF}$



Vertex: **U**

Arms: $\overrightarrow{UV}, \overrightarrow{UT}$



Vertex: **Y**

Arms: $\overrightarrow{YX}, \overrightarrow{YZ}$

PREVIEW

Gain complete access to the largest collection of worksheets in all subjects!

Members, please log in to download this worksheet.

Not a member? Please sign up to gain complete access.

www.mathworksheets4kids.com