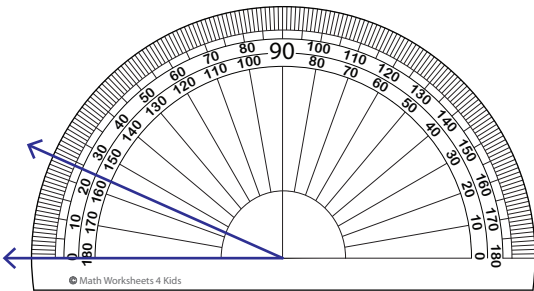


# Reading a Protractor - Match

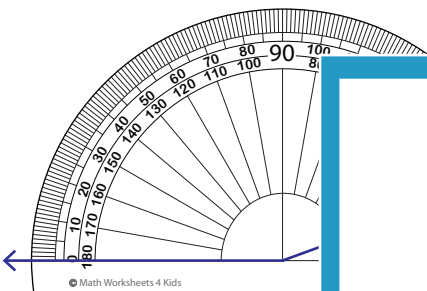
Read the protractor and match the angle to its corresponding measures.

1)



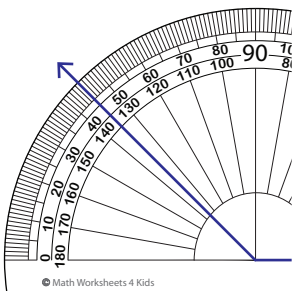
93°

2)



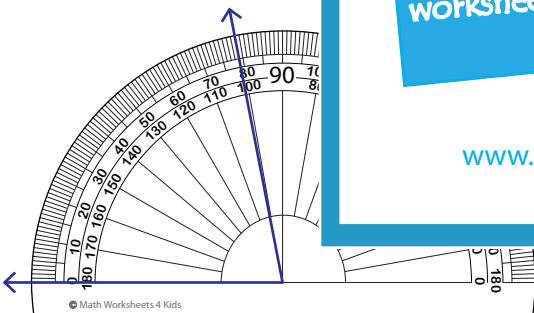
79°

3)



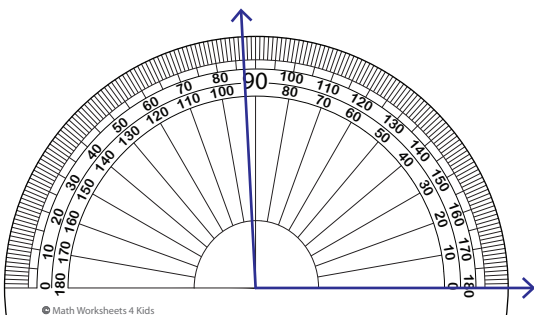
24°

4)



135°

5)



160°

**PREVIEW**

Gain complete access to the largest collection of worksheets in all subjects!

Members, please log in to download this worksheet.

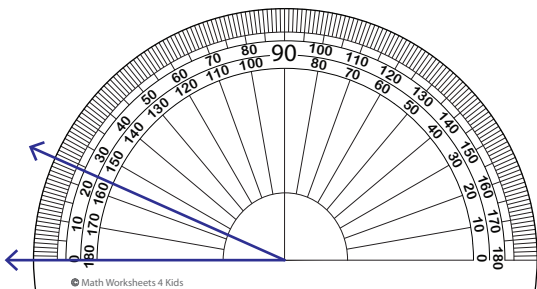
Not a member? Please sign up to gain complete access.

[www.mathworksheets4kids.com](http://www.mathworksheets4kids.com)

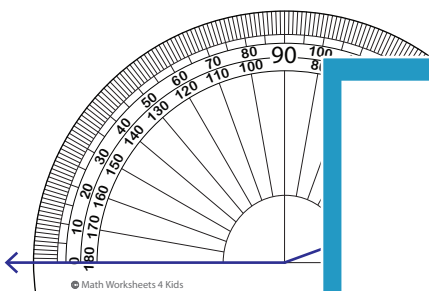
# Reading a Protractor - Match

Read the protractor and match the angle to its corresponding measures.

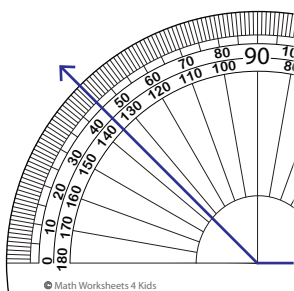
1)



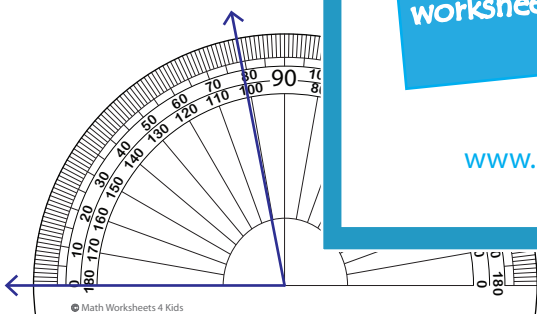
2)



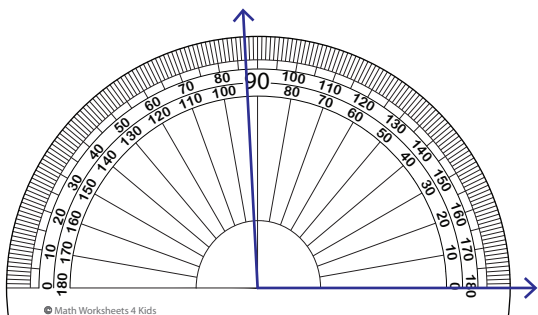
3)



4)



5)



93°

79°

24°

135°

160°

# PREVIEW

Gain complete access to the largest collection of worksheets in all subjects!

Members, please log in to download this worksheet.

Not a member? Please sign up to gain complete access.

[www.mathworksheets4kids.com](http://www.mathworksheets4kids.com)