

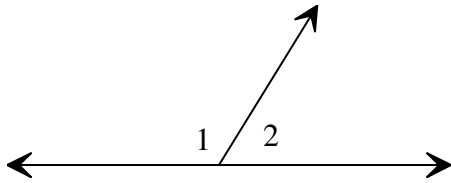
Student Name: _____

Score: _____

Identify Complementary or Supplementary angles

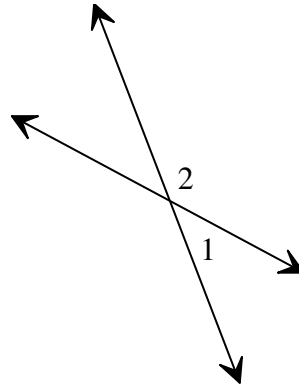
Identify the relationship between 1 and 2 in each figure: Complementary or supplementary angles.

1)



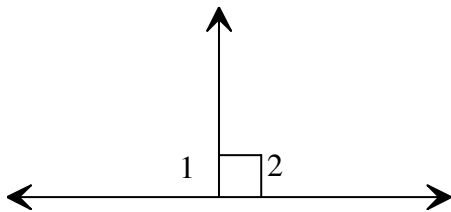
1 and 2 are _____

2)



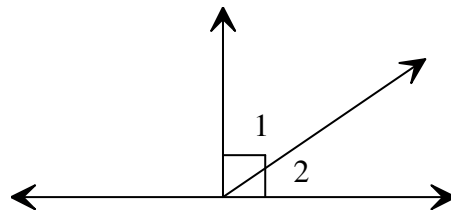
1 and 2 are _____

3)



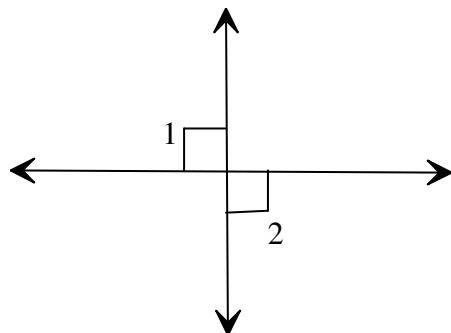
1 and 2 are _____

4)



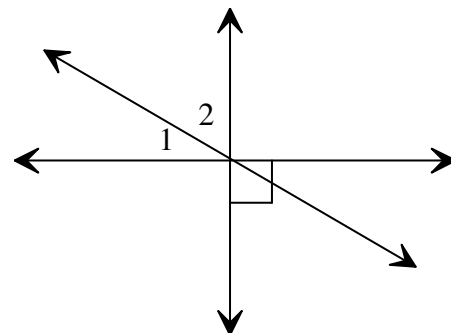
1 and 2 are _____

5)



1 and 2 are _____

6)



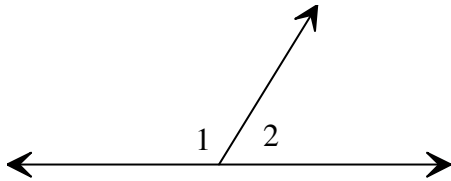
1 and 2 are _____

Student Name: _____

Score: _____

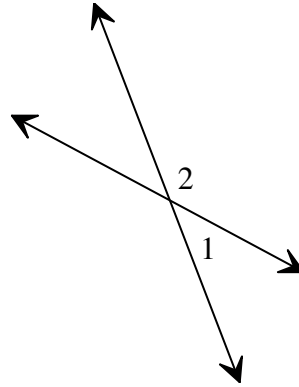
Answers:

1)



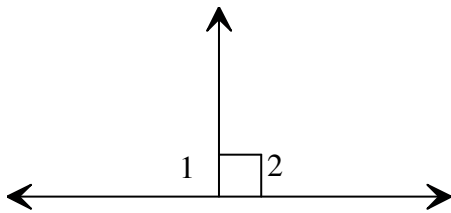
1 and 2 are *supplementary*

2)



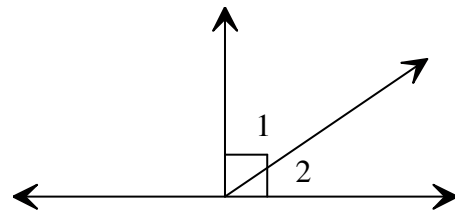
1 and 2 are *supplementary*

3)



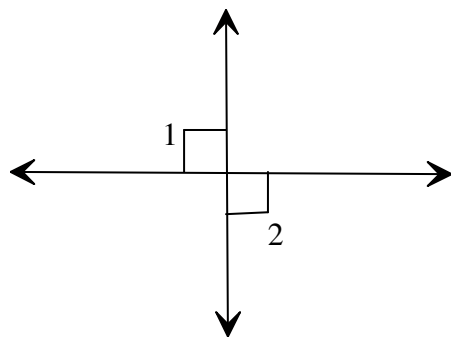
1 and 2 are *supplementary*

4)



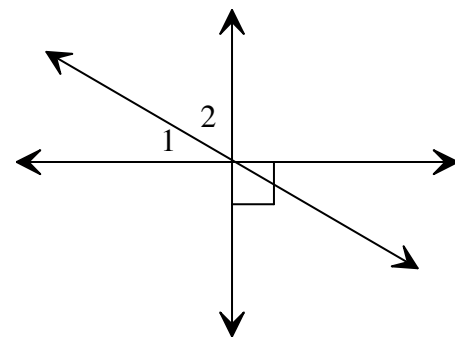
1 and 2 are *complementary*

5)



1 and 2 are *supplementary*

6)



1 and 2 are *complementary*