

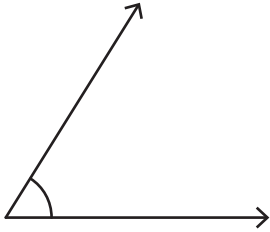
Name : \_\_\_\_\_

## Identifying the Types of Angles

T1S1

Identify each angle as acute, right, obtuse, straight, or reflex.

1)



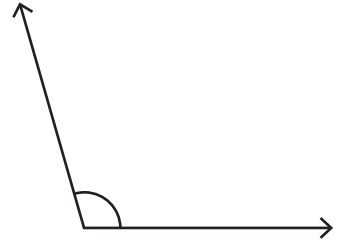
\_\_\_\_\_

2)



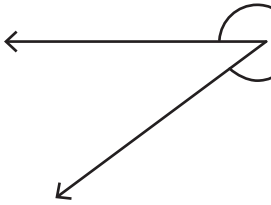
\_\_\_\_\_

3)



\_\_\_\_\_

4)



\_\_\_\_\_

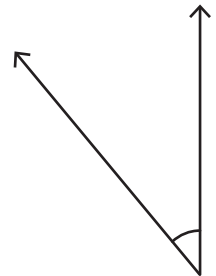
# PREVIEW

Gain complete access to the largest collection of worksheets in all subjects!

Members, please log in to download this worksheet.


Not a member? Please sign up to gain complete access.

[www.mathworksheets4kids.com](http://www.mathworksheets4kids.com)

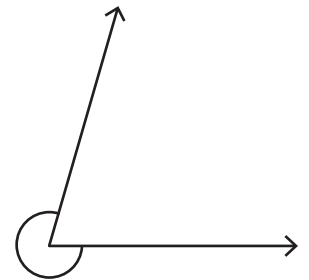


\_\_\_\_\_

7)



\_\_\_\_\_



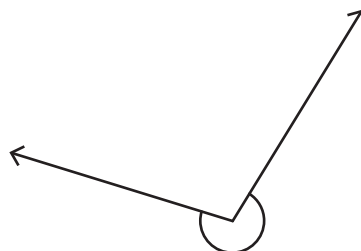
\_\_\_\_\_

10)



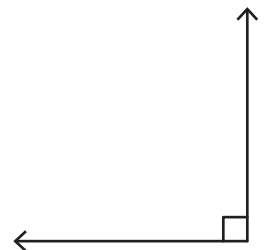
\_\_\_\_\_

11)



\_\_\_\_\_

12)



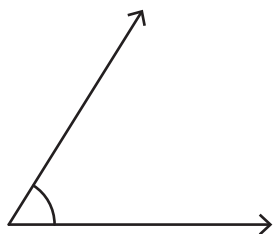
\_\_\_\_\_

Name : \_\_\_\_\_

# Identifying the Types of Angles

Identify each angle as acute, right, obtuse, straight, or reflex.

1)



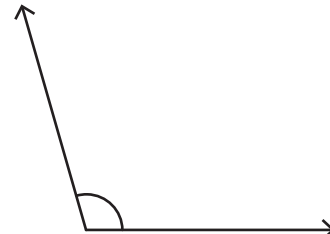
Acute angle

2)



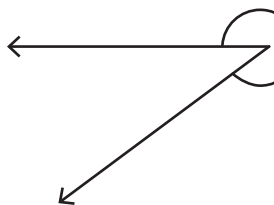
Straight angle

3)



Obtuse angle

4)



Reflex angle

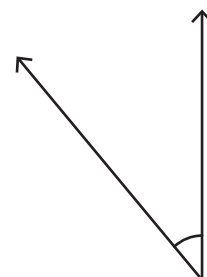
**PREVIEW**

Gain complete access to the largest collection of worksheets in all subjects!

Members, please log in to download this worksheet.


Not a member? Please sign up to gain complete access.

[www.mathworksheets4kids.com](http://www.mathworksheets4kids.com)

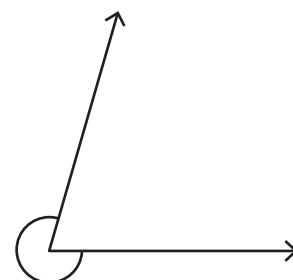


Acute angle

7)



Obtuse angle



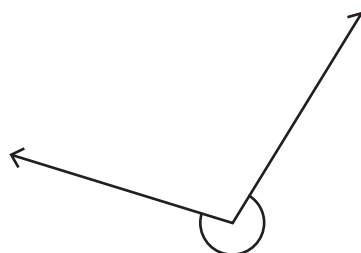
Reflex angle

10)



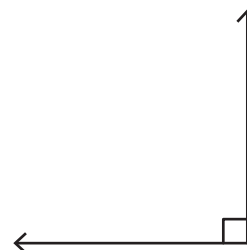
Straight angle

11)



Reflex angle

12)



Right angle