

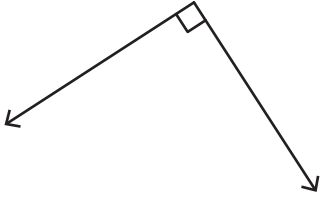
Name : \_\_\_\_\_

## Identifying the Types of Angles

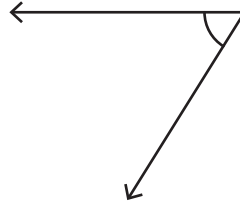
T1S3

Identify each angle as acute, right, obtuse, straight, or reflex.

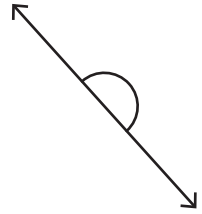
1)



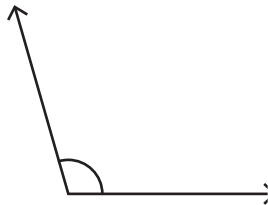
2)



3)

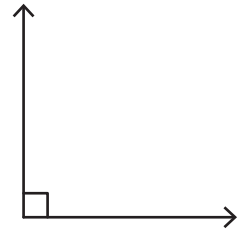


4)

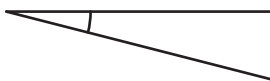


**PREVIEW**

Gain complete access to the largest collection of worksheets in all subjects!



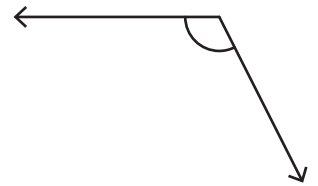
7)



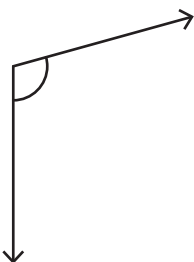
Members, please log in to download this worksheet.

Not a member? Please sign up to gain complete access.

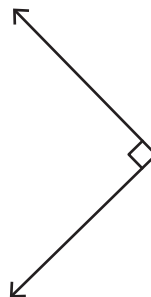
[www.mathworksheets4kids.com](http://www.mathworksheets4kids.com)



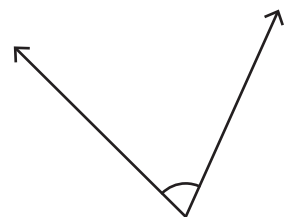
10)



11)



12)

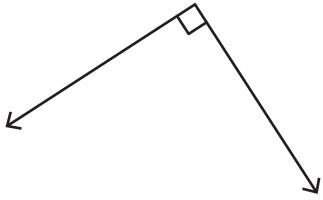


Name : \_\_\_\_\_

# Identifying the Types of Angles

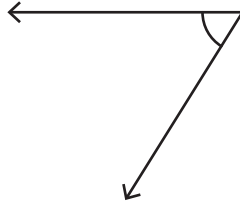
Identify each angle as acute, right, obtuse, straight, or reflex.

1)



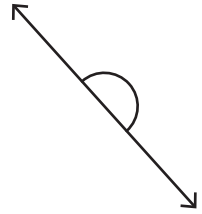
**Right angle**

2)



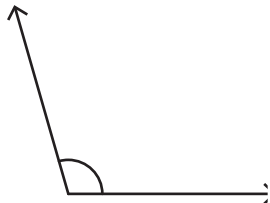
**Acute angle**

3)



**Straight angle**

4)



**Obtuse angle**

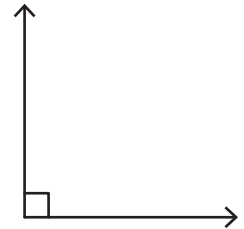
**PREVIEW**

Gain complete access to the largest collection of worksheets in all subjects!

Members, please log in to download this worksheet.

Not a member? Please sign up to gain complete access.

[www.mathworksheets4kids.com](http://www.mathworksheets4kids.com)

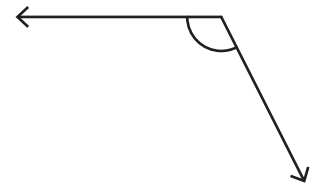


**Right angle**

7)

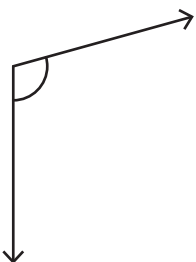


**Acute angle**



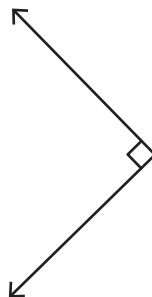
**Obtuse angle**

10)



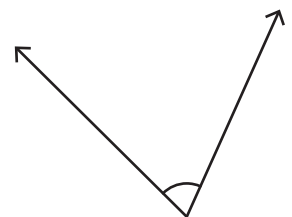
**Obtuse angle**

11)



**Right angle**

12)



**Acute angle**