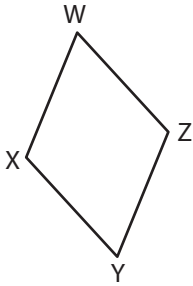


# Types of Angles - Shapes

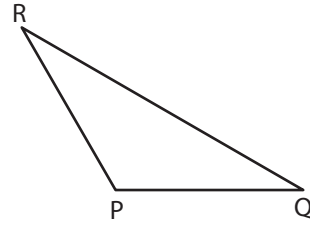
Identify the type of each indicated angle.

1)



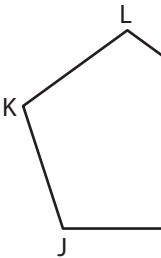
$\angle XYZ$ : \_\_\_\_\_

2)



$\angle QPR$ : \_\_\_\_\_

3)

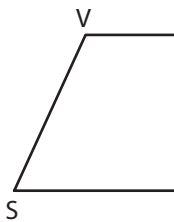


$\angle JNM$ : \_\_\_\_\_

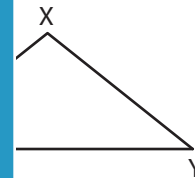


\_\_\_\_\_

5)

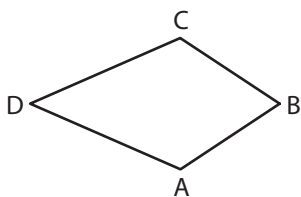


$\angle UTS$ : \_\_\_\_\_



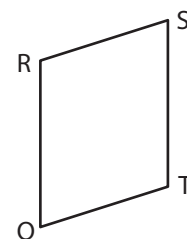
\_\_\_\_\_

7)



$\angle DAB$ : \_\_\_\_\_

8)



$\angle QRS$ : \_\_\_\_\_

## PREVIEW

Gain complete access to the largest collection of worksheets in all subjects!

Members, please log in to download this worksheet.

Not a member? Please sign up to gain complete access.

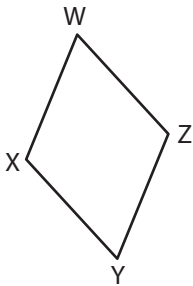
[www.mathworksheets4kids.com](http://www.mathworksheets4kids.com)

Name : \_\_\_\_\_

# Types of Angles - Shapes

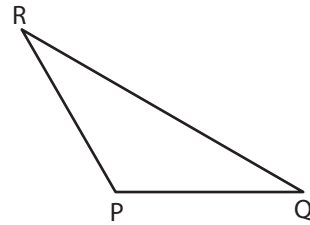
Identify the type of each indicated angle.

1)



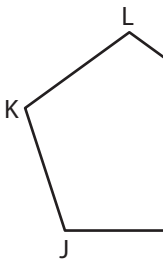
$\angle XYZ$ : Acute angle

2)



$\angle QPR$ : Obtuse angle

3)

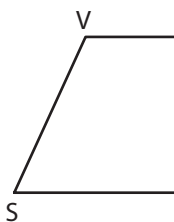


$\angle JNM$ : Obtuse angle

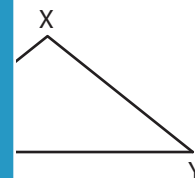


$\angle G$ : Right angle

5)



$\angle UTS$ : Right angle



$\angle X$ : Acute angle

## PREVIEW

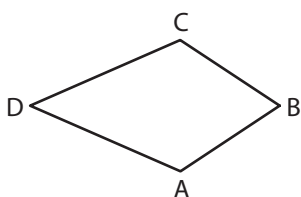
Gain complete access to the largest collection of worksheets in all subjects!

Members, please log in to download this worksheet.

Not a member? Please sign up to gain complete access.

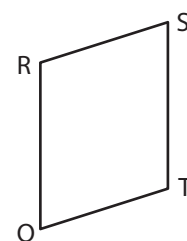
[www.mathworksheets4kids.com](http://www.mathworksheets4kids.com)

7)



$\angle DAB$ : Obtuse angle

8)



$\angle QRS$ : Obtuse angle