

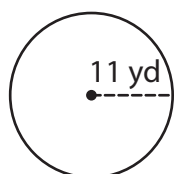
Name : _____

Area – Mixed Shapes

L2S1

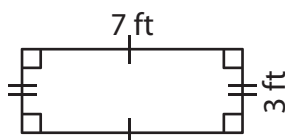
Find the area of each shape. (Use $\pi = 3.14$)

1)



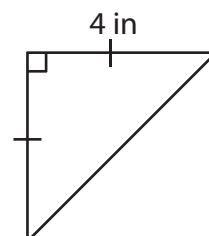
Area = _____

2)



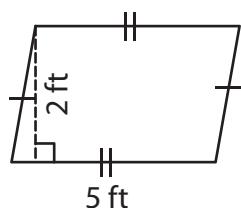
Area = _____

3)



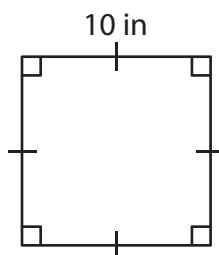
Area = _____

4)



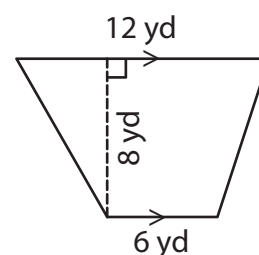
Area = _____

5)



Area = _____

6)



Area = _____

7) If the side of a square measures 23 feet, determine the area of the square.

8) A rectangle is 20 inches long and 13 inches wide. Find the area of the rectangle.

Name : _____

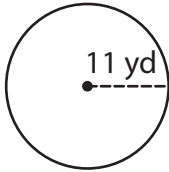
Answer key

Area – Mixed Shapes

L2S1

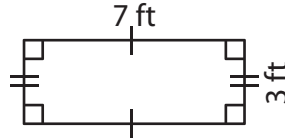
Find the area of each shape. (Use $\pi = 3.14$)

1)



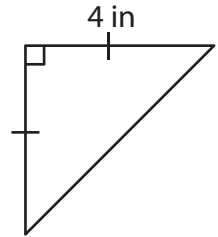
Area = 379.94 yd²

2)



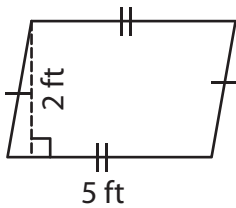
Area = 21 ft²

3)



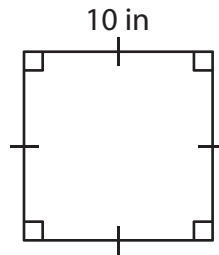
Area = 8 in²

4)



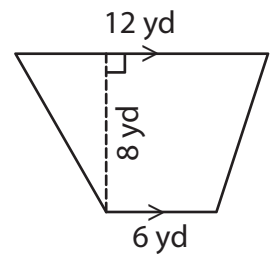
Area = 10 ft²

5)



Area = 100 in²

6)



Area = 72 yd²

7) If the side of a square measures 23 feet, determine the area of the square.

529 square feet

8) A rectangle is 20 inches long and 13 inches wide. Find the area of the rectangle.

260 square inches