

Name : _____

Area of a Rectangle

Sheet 1

A) Find the missing side length of each rectangle.

1) Area = 150 in^2 , width = 10 in

length = _____

2) Area = 18 yd^2 , length = 6 yd

width = _____

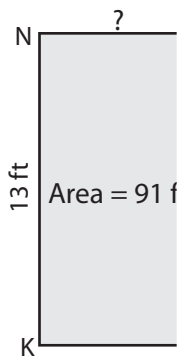
3) Area = 55 yd^2 , length = 11 yd

width = _____

4) Area = 72 ft^2 , width = 8 ft

B) Find the missing side

5)



PREVIEW

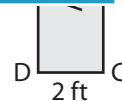
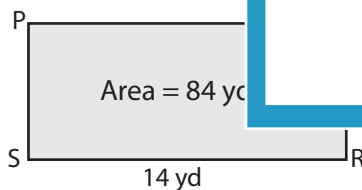
Gain complete access to the largest collection of worksheets in all subjects!

Members, please log in to download this worksheet.

Not a member? Please sign up to gain complete access.

www.mathworksheets4kids.com

7)



9) The area of a rectangle is 132 square inches. If the length is 22 inches, determine the width of the rectangle.

Name : _____

Answer key

Sheet 1

Area of a Rectangle

A) Find the missing side length of each rectangle.

1) Area = 150 in^2 , width = 10 in

length = 15 in

2) Area = 18 yd^2 , length = 6 yd

width = 3 yd

3) Area = 55 yd^2 , length = 11 yd

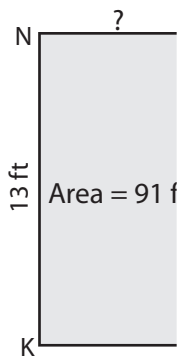
width = 5 yd

4) Area = 72 ft^2 , width = 8 ft

length = 9 ft

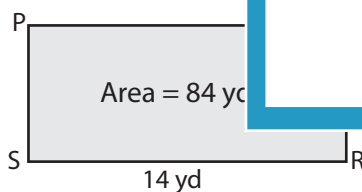
B) Find the missing side

5)



MN = 7 ft

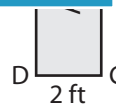
7)



QR = 6 yd



3



AD = 12 ft

9) The area of a rectangle is 132 square inches. If the length is 22 inches, determine the width of the rectangle.

6 inches

PREVIEW

Gain complete access to the largest collection of worksheets in all subjects!

Members, please log in to download this worksheet.

Not a member? Please sign up to gain complete access.

www.mathworksheets4kids.com