

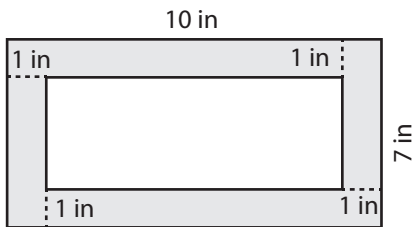
Name : _____

Area of Rectangular Paths

L1S1

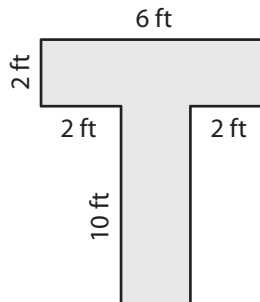
Find the area of each shaded region.

1)



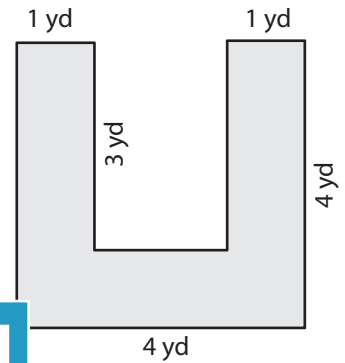
Area = _____

2)



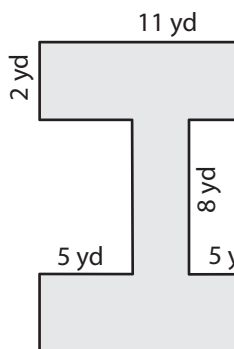
Area = _____

3)



Area = _____

4)



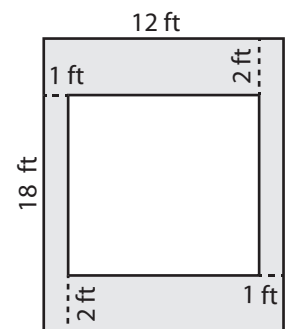
Area = _____

Gain complete access to the largest collection of worksheets in all subjects!

Members, please log in to download this worksheet.

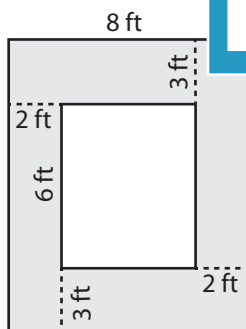
Not a member? Please sign up to gain complete access.

www.mathworksheets4kids.com

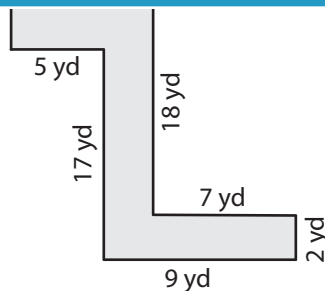


Area = _____

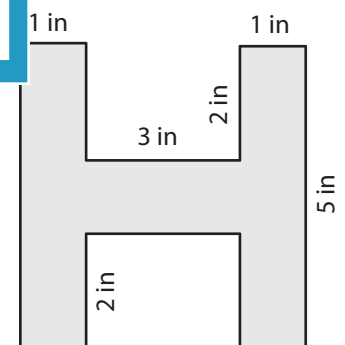
7)



Area = _____



Area = _____



Area = _____

Name : _____

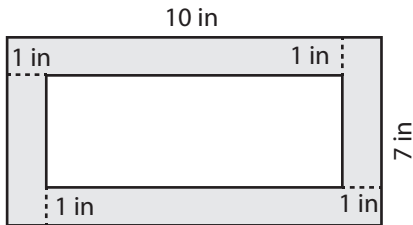
Answer key

Area of Rectangular Paths

L1S1

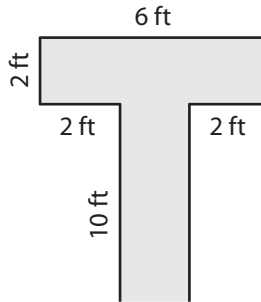
Find the area of each shaded region.

1)



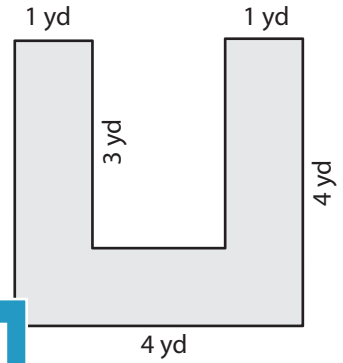
Area = 30 in²

2)



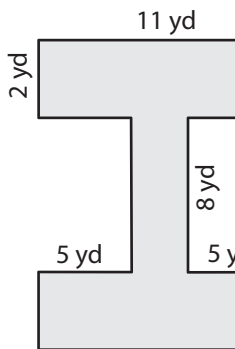
Area = 52 yd²

3)



Area = 10 yd²

4)



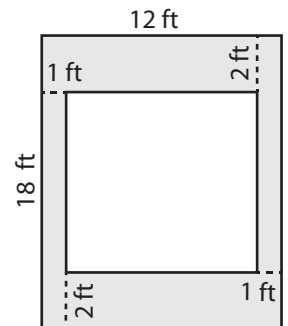
Area = 52 yd²

Gain complete access to the largest collection of worksheets in all subjects!

Members, please log in to download this worksheet.

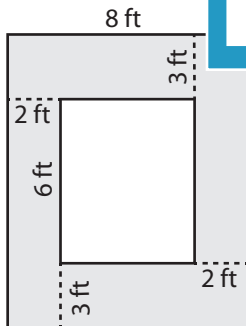
Not a member? Please sign up to gain complete access.

www.mathworksheets4kids.com

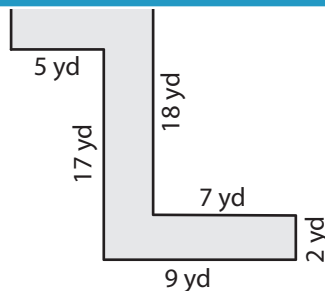


Area = 76 ft²

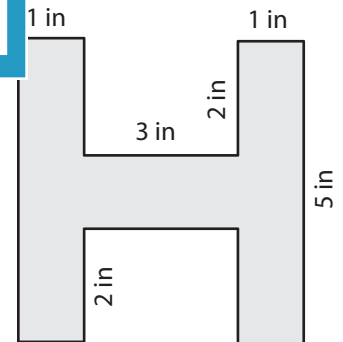
7)



Area = 72 ft²



Area = 69 yd²



Area = 13 in²