


Name : _____

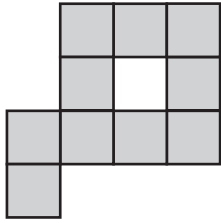
Counting Squares

L1S5

 = 1 in²

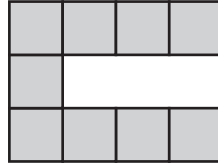
Find the area of each shape by counting the squares.

1)



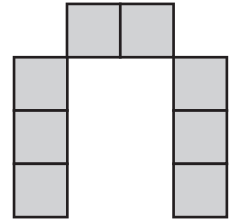
Area = in²

2)



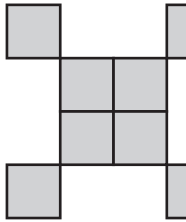
Area = in²

3)



Area = in²

4)



Area =

5)

PREVIEW

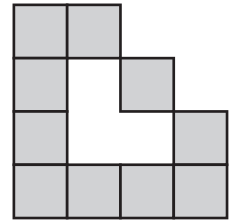
Gain complete access to the largest collection of worksheets in all subjects!

Members, please log in to download this worksheet.

Not a member? Please sign up to gain complete access.

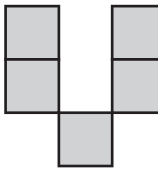
www.mathworksheets4kids.com

6)

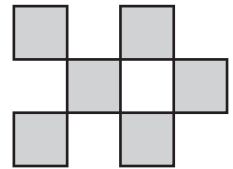


Area = in²

7)

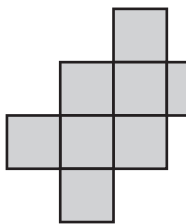


Area =



Area = in²

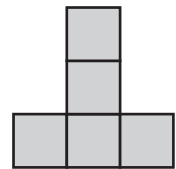
10)



Area = in²

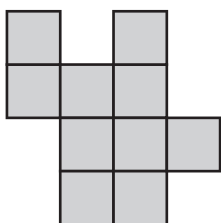


Area = in²



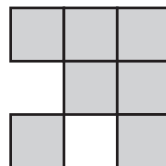
Area = in²

13)



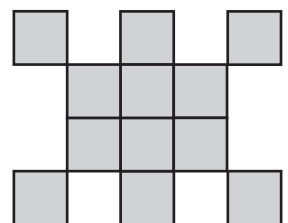
Area = in²

14)



Area = in²


15)



Area = in²

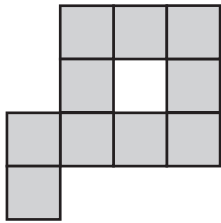
Counting Squares

L1S5

 = 1 in²

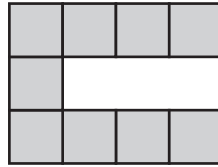
Find the area of each shape by counting the squares.

1)



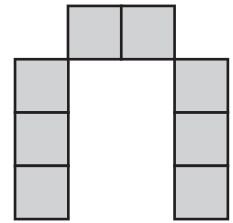
Area = **10** in²

2)



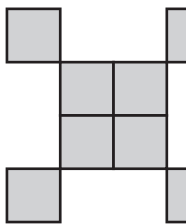
Area = **9** in²

3)



Area = **8** in²

4)



Area = **8** in²

5)

PREVIEW

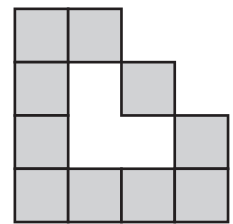
Gain complete access to the largest collection of worksheets in all subjects!

Members, please log in to download this worksheet.

Not a member? Please sign up to gain complete access.

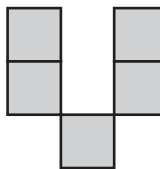
www.mathworksheets4kids.com

6)

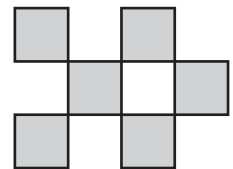


Area = **10** in²

7)

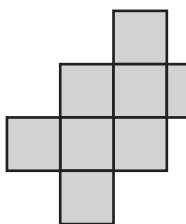


Area = **5** in²



Area = **6** in²

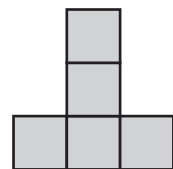
10)



Area = **8** in²

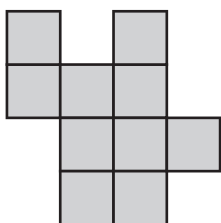


Area = **11** in²



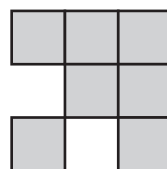
Area = **5** in²

13)



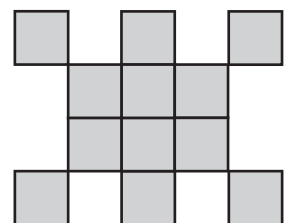
Area = **10** in²

14)



Area = **7** in²

15)



Area = **12** in²