

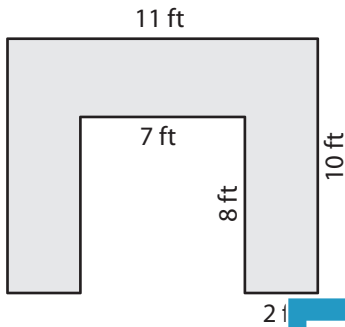
Name : _____

Area of Rectangular Paths

L1S4

Find the area of each shaded region.

1)

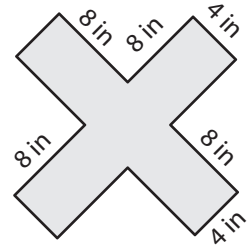


Area = _____

2)

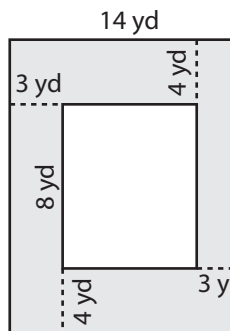


3)



Area = _____

4)



Area = _____

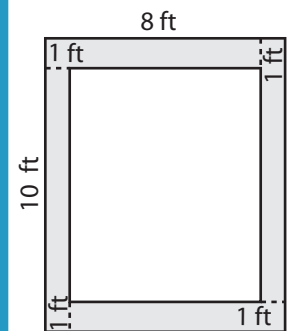
PREVIEW

Gain complete access to the largest collection of worksheets in all subjects!

Members, please log in to download this worksheet.

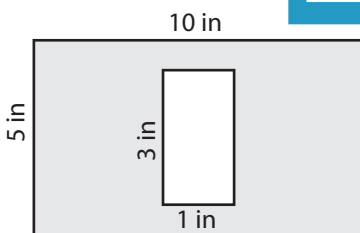
Not a member? Please sign up to gain complete access.

www.mathworksheets4kids.com

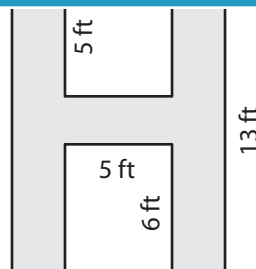


Area = _____

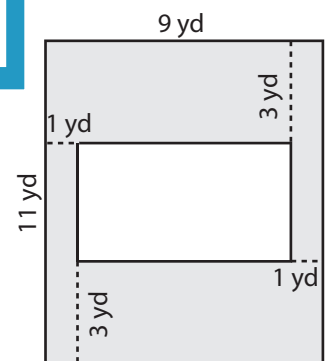
7)



Area = _____



Area = _____



Area = _____

Name : _____

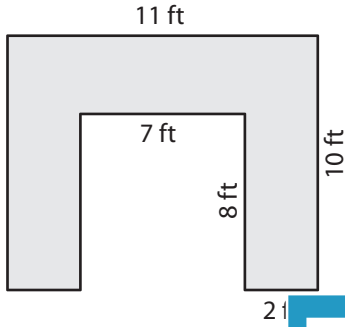
Answer key

Area of Rectangular Paths

L1S4

Find the area of each shaded region.

1)



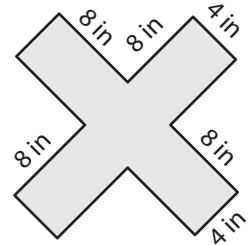
Area = 54 ft²

2)

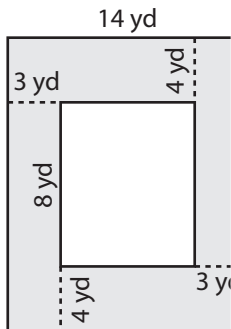


Area = 144 in²

3)



4)



Area = 160 yd²

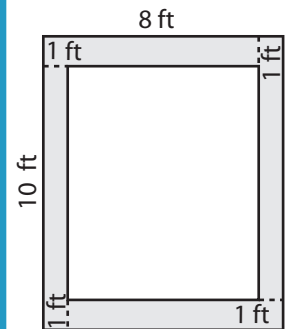
PREVIEW

Gain complete access to the largest collection of worksheets in all subjects!

Members, please log in to download this worksheet.

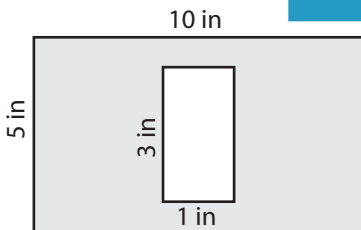
Not a member? Please sign up to gain complete access.

www.mathworksheets4kids.com

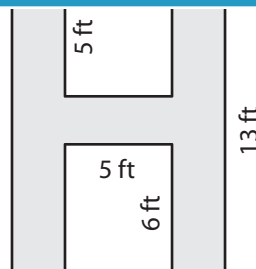


Area = 32 ft²

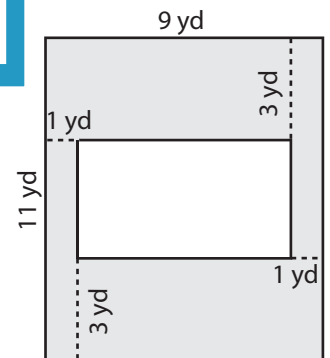
7)



Area = 47 in²



Area = 62 ft²



Area = 64 yd²