

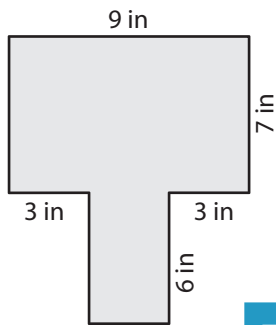
Name : _____

Area of Rectangular Paths

L1S5

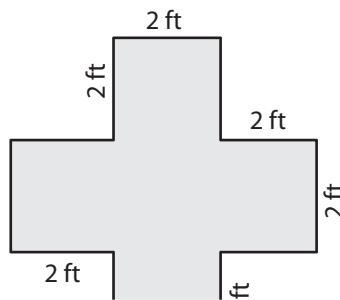
Find the area of each shaded region.

1)

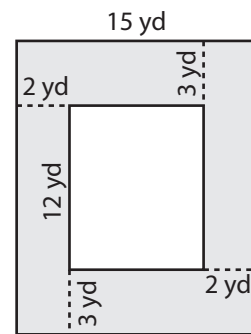


Area = _____

2)

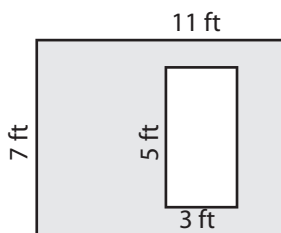


3)



Area = _____

4)



Area = _____

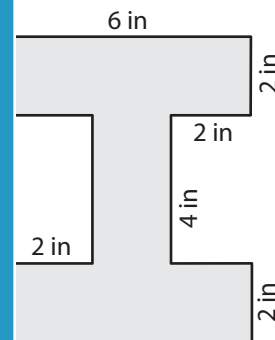
PREVIEW

Gain complete access to the largest collection of worksheets in all subjects!

Members, please log in to download this worksheet.

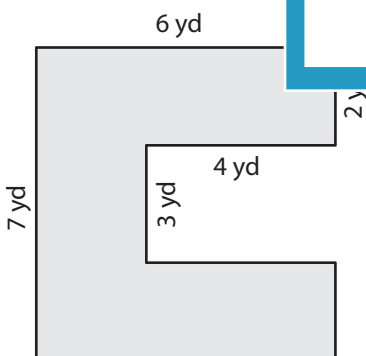
Not a member? Please sign up to gain complete access.

www.mathworksheets4kids.com

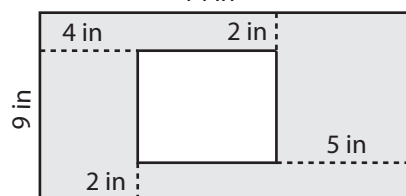


Area = _____

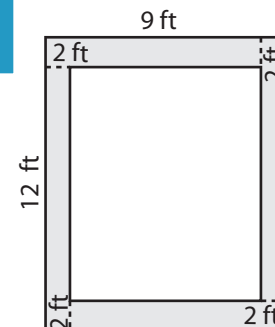
7)



Area = _____



Area = _____



Area = _____

Name : _____

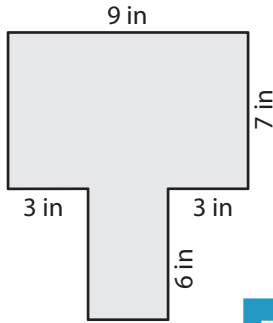
Answer key

Area of Rectangular Paths

L1S5

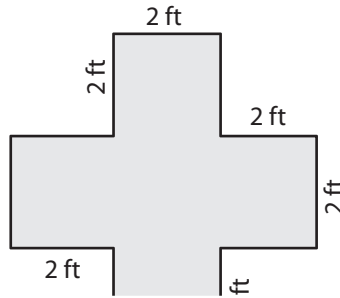
Find the area of each shaded region.

1)



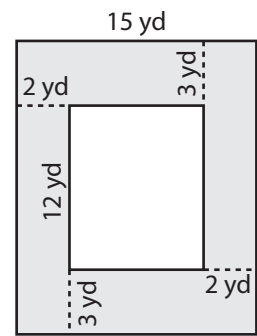
Area = 81 in²

2)

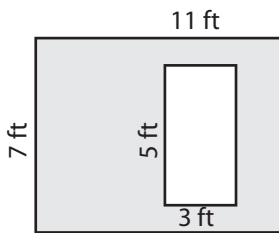


Area = 138 yd²

3)



4)



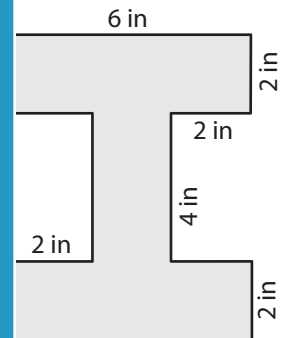
Area = 62 ft²

Gain complete access to the largest collection of worksheets in all subjects!

Members, please log in to download this worksheet.

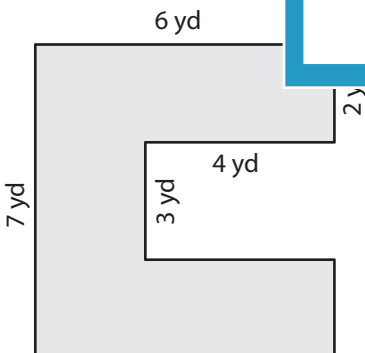
Not a member? Please sign up to gain complete access.

www.mathworksheets4kids.com

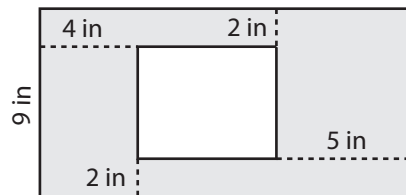


Area = 32 in²

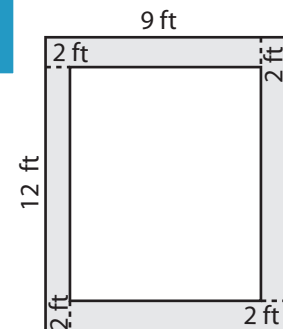
7)



Area = 30 yd²



Area = 101 in²



Area = 68 ft²