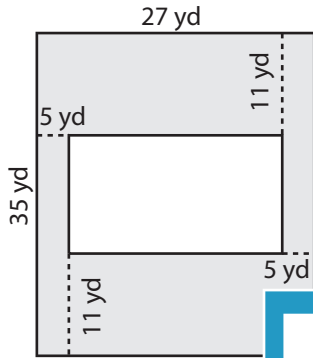


Name : _____

Area of Rectangular Paths

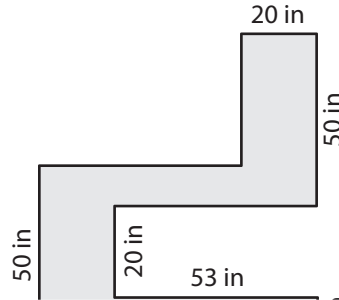
Find the area of each shaded region.

1)

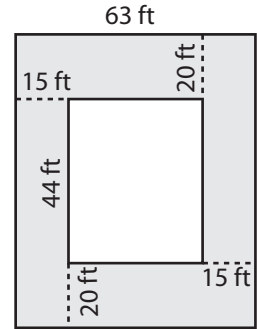


Area = _____

2)

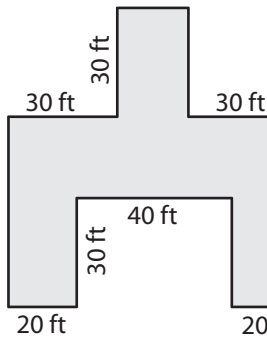


3)



Area = _____

4)



Area = _____

PREVIEW

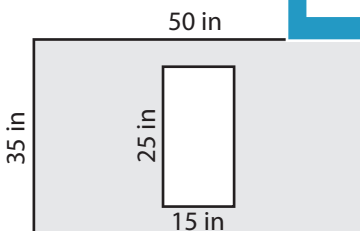
Gain complete access to the largest collection of worksheets in all subjects!

Members, please log in to download this worksheet.

Not a member? Please sign up to gain complete access.

www.mathworksheets4kids.com

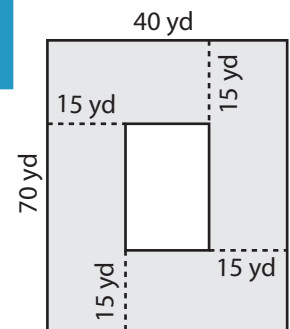
7)



Area = _____



Area = _____



Area = _____

Name : _____

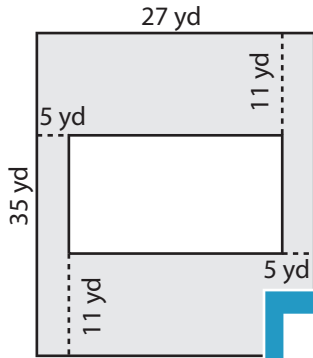
Answer key

Area of Rectangular Paths

L2S3

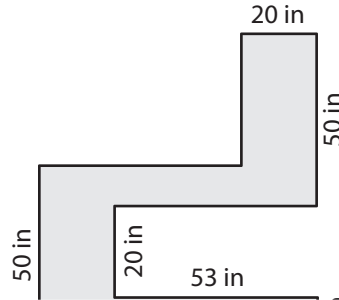
Find the area of each shaded region.

1)

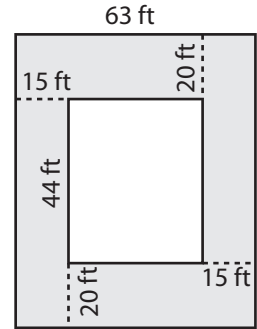


Area = 724 yd

2)

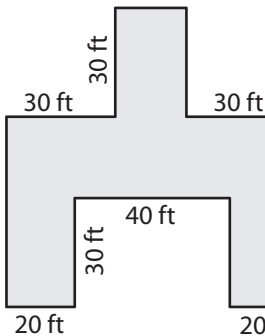


3)



Area = 3,840 ft²

4)



Area = 3,400 ft

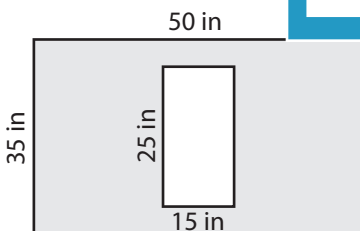
Gain complete access to the largest collection of worksheets in all subjects!

Members, please log in to download this worksheet.

Not a member? Please sign up to gain complete access.

www.mathworksheets4kids.com

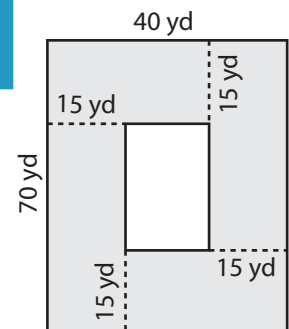
7)



Area = 1,375 in²



Area = 900 ft²



Area = 2,400 yd²