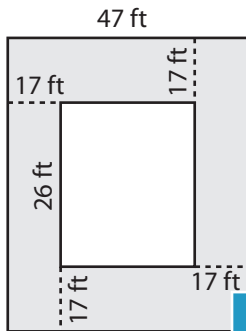


Name : _____

Area of Rectangular Paths

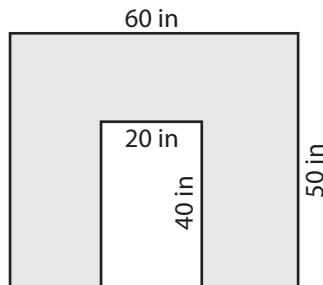
Find the area of each shaded region.

1)

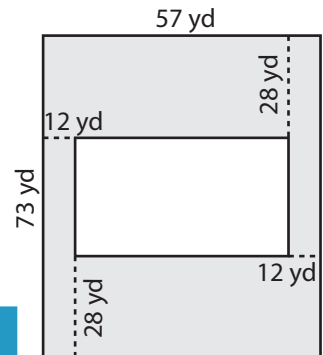


Area = _____

2)

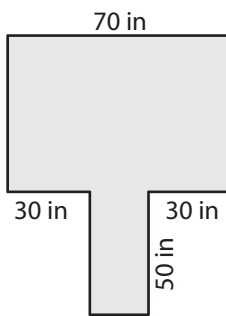


3)



Area = _____

4)



Area = _____

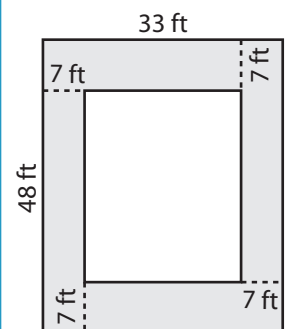
PREVIEW

Gain complete access to the largest collection of worksheets in all subjects!

Members, please log in to download this worksheet.

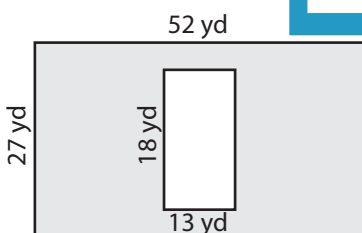
Not a member? Please sign up to gain complete access.

www.mathworksheets4kids.com

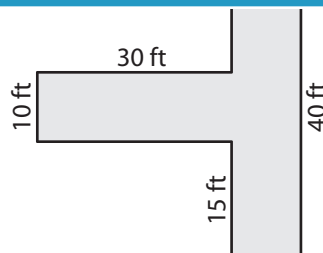


Area = _____

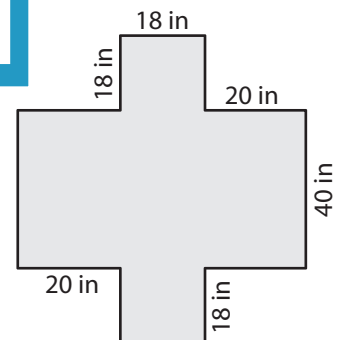
7)



Area = _____



Area = _____



Area = _____

Name : _____

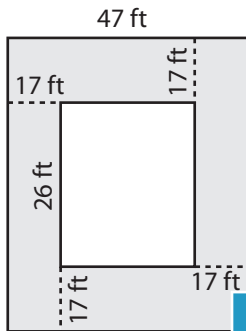
Answer key

L2S5

Area of Rectangular Paths

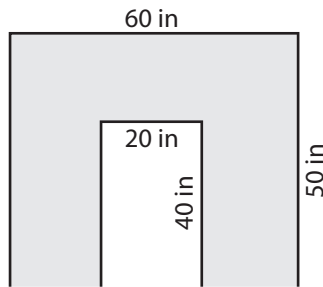
Find the area of each shaded region.

1)

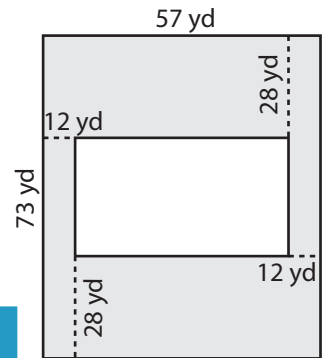


Area = 2,482 ft²

2)

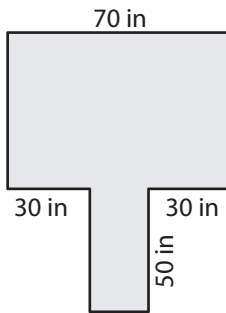


3)



Area = 3,600 yd²

4)



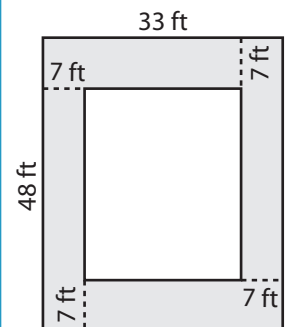
Area = 4,700 in²

Gain complete access to the largest collection of worksheets in all subjects!

Members, please log in to download this worksheet.

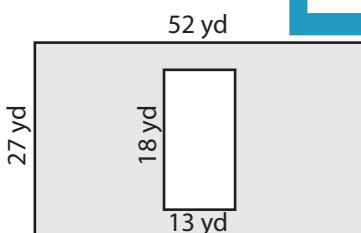
Not a member? Please sign up to gain complete access.

www.mathworksheets4kids.com

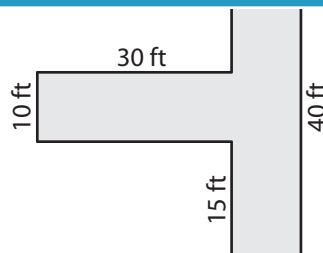


Area = 938 ft²

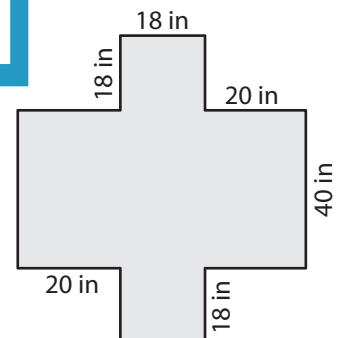
7)



Area = 1,170 yd²



Area = 700 ft²



Area = 2,968 in²