

Name : _____

BACK TO SCHOOL

Page 1

Write the missing letters to complete the word. Cut out the pictures from page 2 and glue/attach them above the appropriate word on page 1. (Note: Please use child safe scissors and glue)

	E	N	I	
--	---	---	---	--

	L		E
--	---	--	---

	P	E
--	---	---

B		S
---	--	---

	R	S	R
--	---	---	---


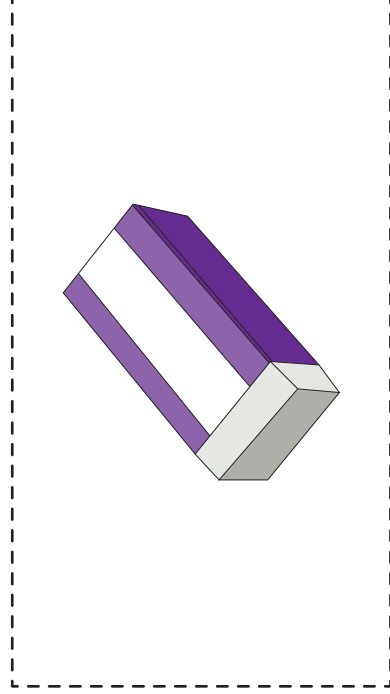

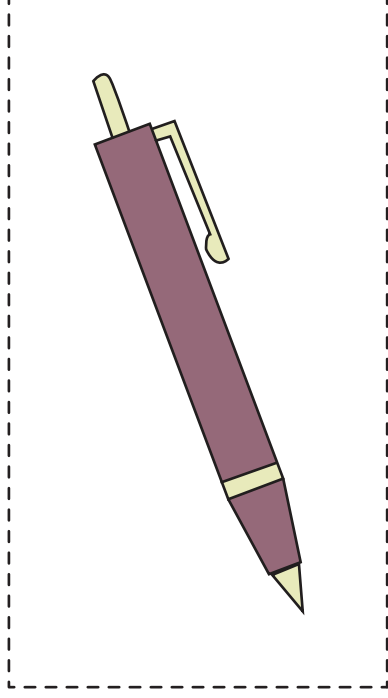
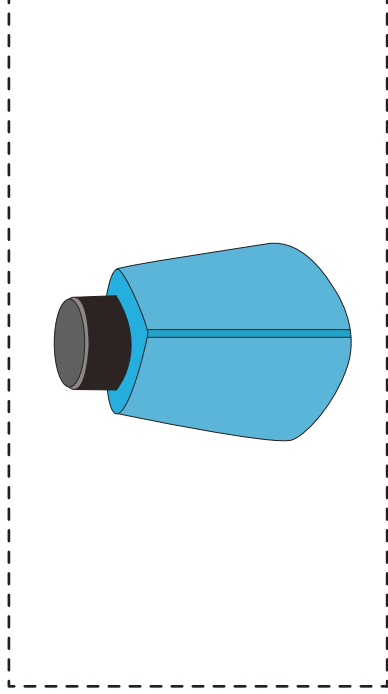

	H	I	R
--	---	---	---

Name : _____

BACK TO SCHOOL

Page 2

Cut out the pictures and glue/attach them above the matching word displayed on page 1. (Note: Please use child safe scissors and glue)




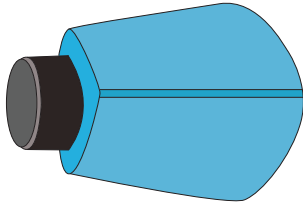
Name : _____

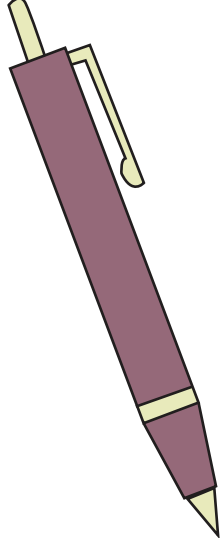
Answer key


BACK TO SCHOOL

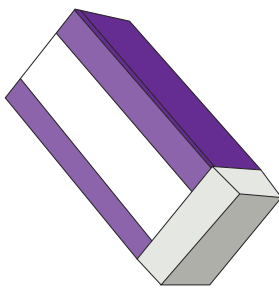
Write the missing letters to complete the word. Cut out the pictures from page 2 and glue/attach them above the appropriate word on page 1. (Note: Please use child safe scissors and glue)


					
P	E	N	C	I	L

			
G	L	U	E

		
P	E	N

		
B	U	S

					
E	R	A	S	E	R

				
C	H	A	I	R