





Bar Graph - Garden Creatures

Lily collected data of four different garden creatures that she saw while walking through her garden. Help Lily draw a bar graph to represent the data.

| | | | |
|---|---|--|---|
| Ladybug | Grasshopper | Dragonfly | Butterfly |
|  |  |  |  |
| 7 | 3 | 5 | 9 |

PREVIEW

Gain complete access to the largest collection of worksheets in all subjects!

Members, please log in to download this worksheet.





Not a member? Please sign up to gain complete access.

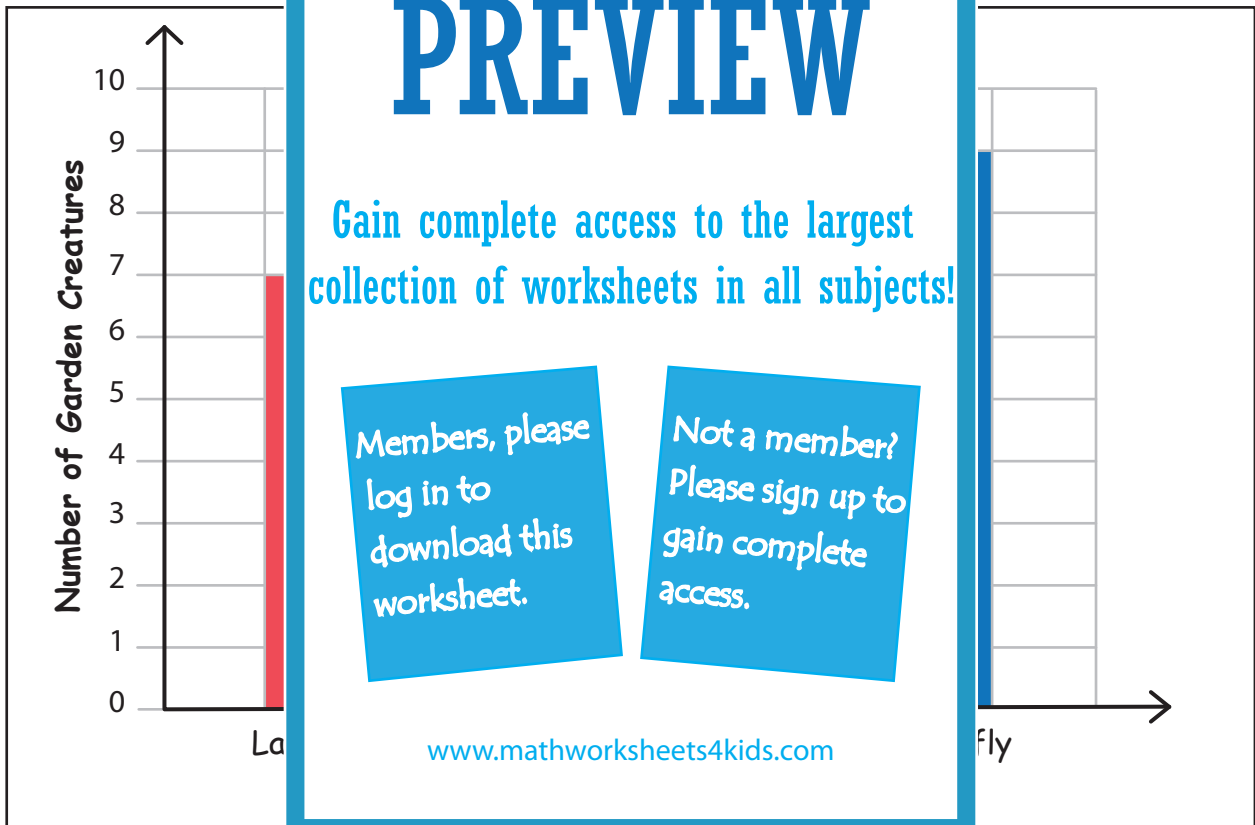
www.mathworksheets4kids.com

- 1) How many grasshoppers did Lily see? _____
- 2) Did she see more ladybugs or dragonflies? _____
- 3) Which creature did she see the greatest number of? _____
- 4) Which creature was the fewest of all? _____

Bar Graph - Garden Creatures

Lily collected data of four different garden creatures that she saw while walking through her garden. Help Lily draw a bar graph to represent the data.

| Ladybug | Grasshopper | Dragonfly | Butterfly |
|---|---|--|---|
|  |  |  |  |
| 7 | 3 | 5 | 9 |



- How many grasshoppers did Lily see? 3
- Did she see more ladybugs or dragonflies? Ladybugs
- Which creature did she see the greatest number of? Butterflies
- Which creature was the fewest of all? Grasshoppers