


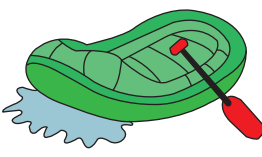

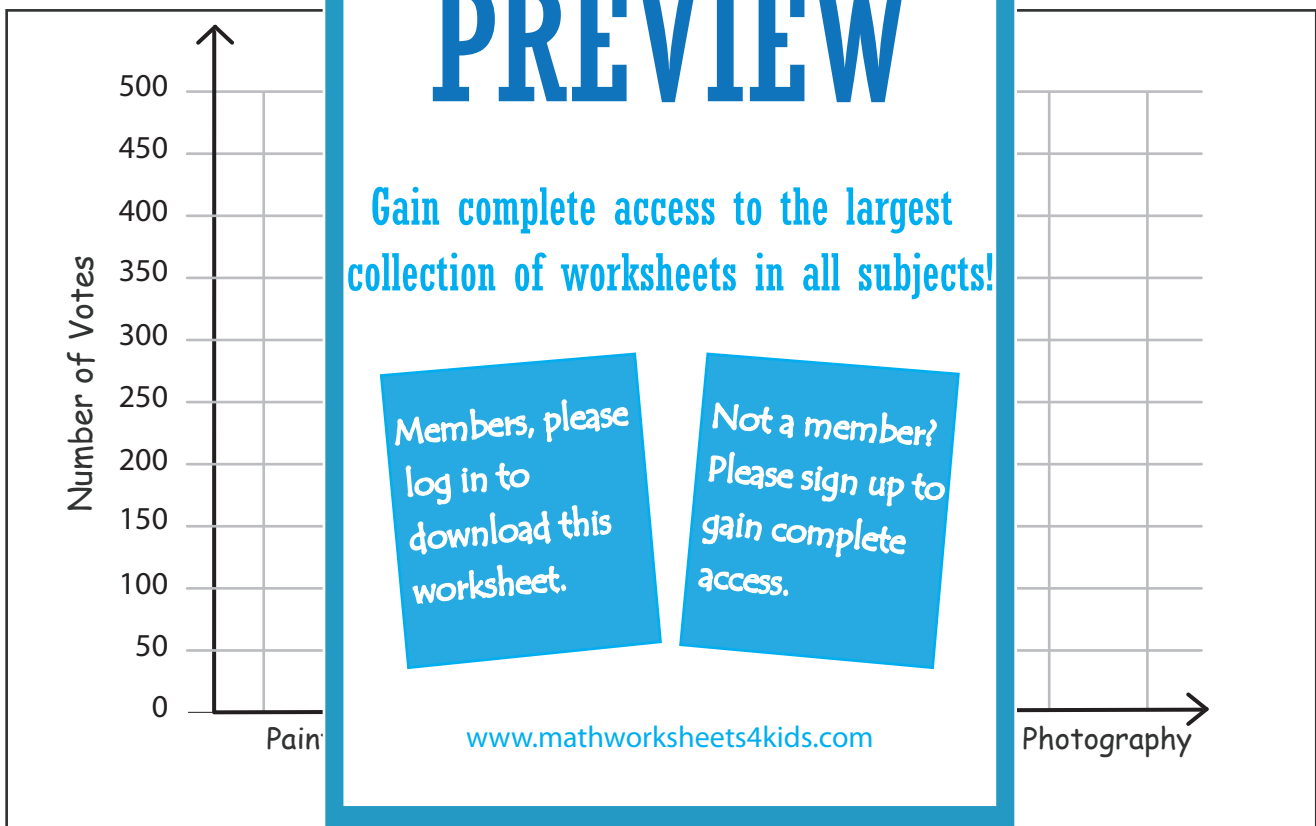


Name : \_\_\_\_\_

## Bar Graph - Summer Camp

1475 children took part in Hill Valley Summer Camp. At the end of the camp, the organizer conducted a survey among the participants on their favorite camp activity and recorded the data. Draw a bar graph to represent the data. Answer the questions.

Painting	Fishing	Swimming	White Water Rafting	Photography
				
400	175	550	250	125






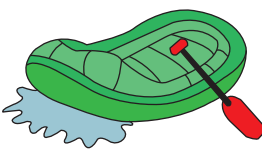

- 1) Which activity was the second most popular? \_\_\_\_\_
- 2) Which activity had received twice as many votes as fishing? \_\_\_\_\_
- 3) How many participants had chosen either swimming or photography? \_\_\_\_\_
- 4) If painting received 25 more votes, would it surpass swimming? \_\_\_\_\_

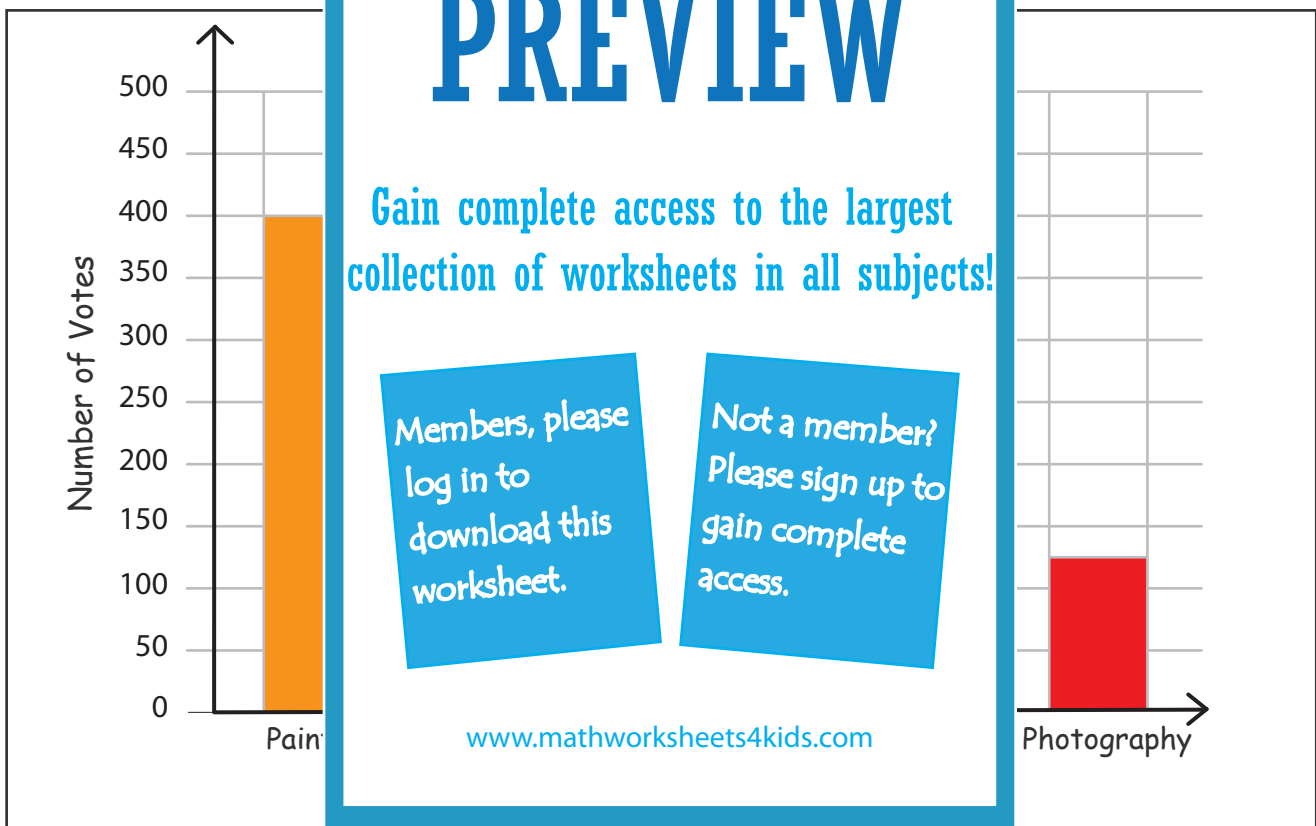
Name : \_\_\_\_\_

**Answer Key**

**Bar Graph - Summer Camp**

1475 children took part in Hill Valley Summer Camp. At the end of the camp, the organizer conducted a survey among the participants on their favorite camp activity and recorded the data. Draw a bar graph to represent the data. Answer the questions.

Painting	Fishing	Swimming	White Water Rafting	Photography
				
400	175	550	250	125



1) Which activity was the second most popular?

Painting

2) Which activity had received twice as many votes as fishing?

White Water Rafting

3) How many participants had chosen either swimming or photography?

575

4) If painting received 25 more votes, would it surpass swimming?

No