






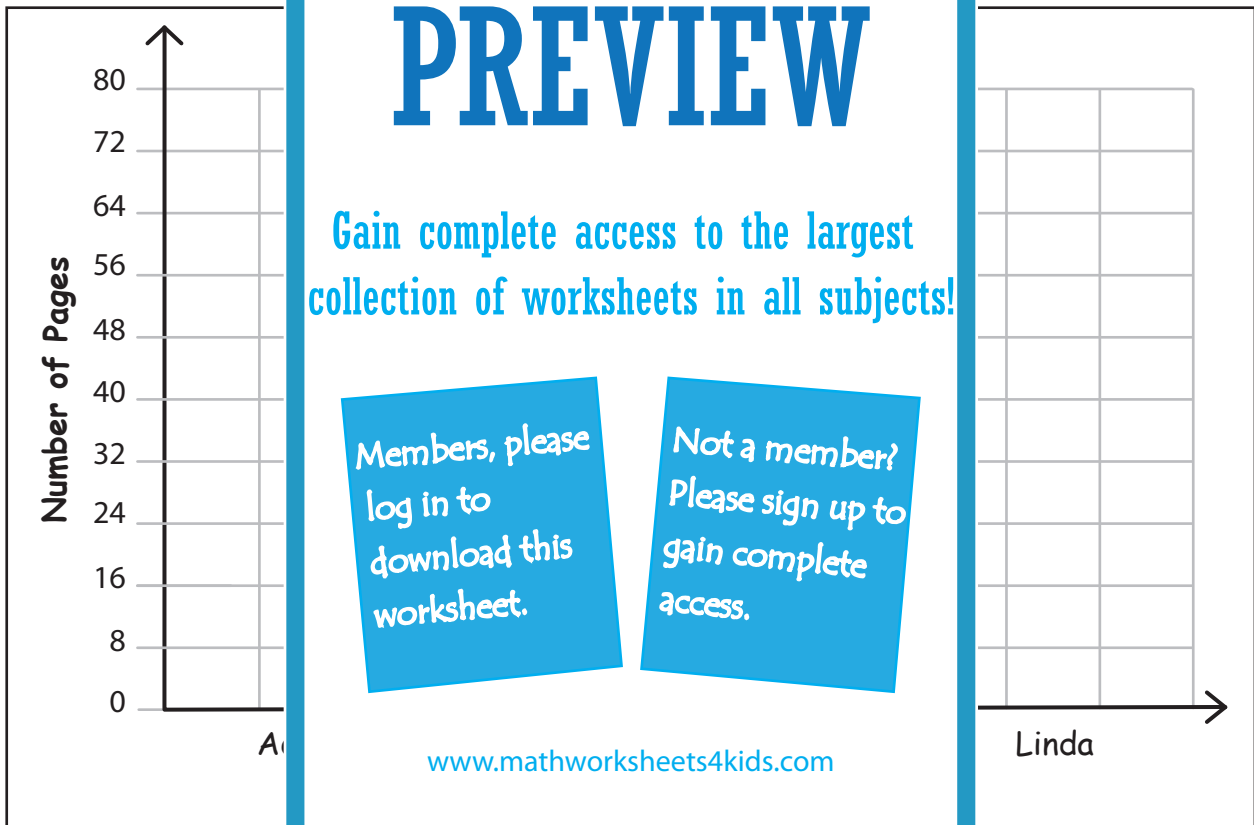
Name : _____

Bar Graph - Reading Books

Sheet 1

Frank, Maria, Scott, Adam and Linda grab books from the library and start reading. The data shows the number of pages that each person has read so far. Draw a bar graph to represent the data. Answer the questions.

Adam	Maria	Scott	Frank	Linda
				
40	24	64	22	56



- 1) What unit of scale is used to display the number of pages read? _____
- 2) Who all have read fewer than 40 pages? _____
- 3) How many pages have Frank, Maria and Scott read in all? _____
- 4) How many more pages should Adam read so he matches Linda in the number of pages read? _____






Name : _____

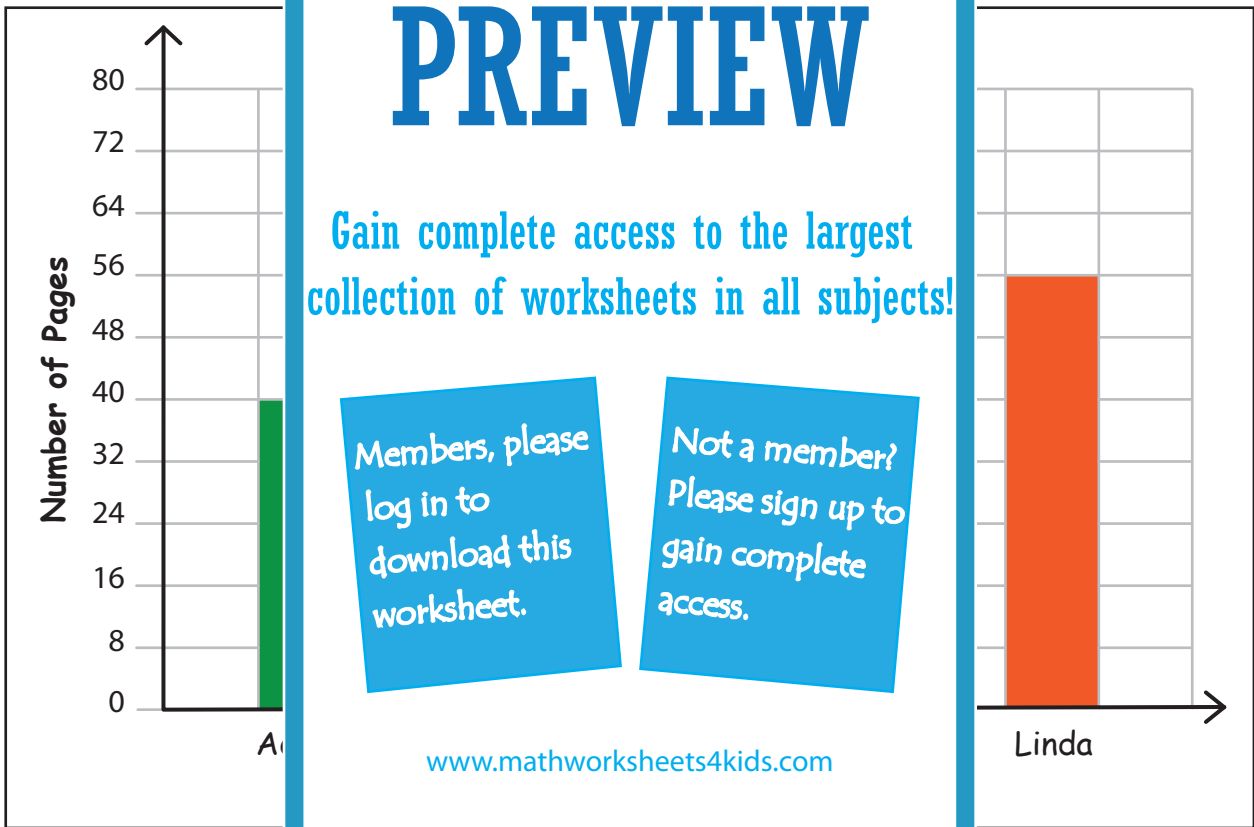
Answer Key

Sheet 1

Bar Graph - Reading Books

Frank, Maria, Scott, Adam and Linda grab books from the library and start reading. The data shows the number of pages that each person has read so far. Draw a bar graph to represent the data. Answer the questions.

Adam	Maria	Scott	Frank	Linda
				
40	24	64	22	56



- 1) What unit of scale is used to display the number of pages read? 8 units
- 2) Who all have read fewer than 40 pages? Maria and Frank
- 3) How many pages have Frank, Maria and Scott read in all? 120
- 4) How many more pages should Adam read so he matches Linda in the number of pages read? 16