




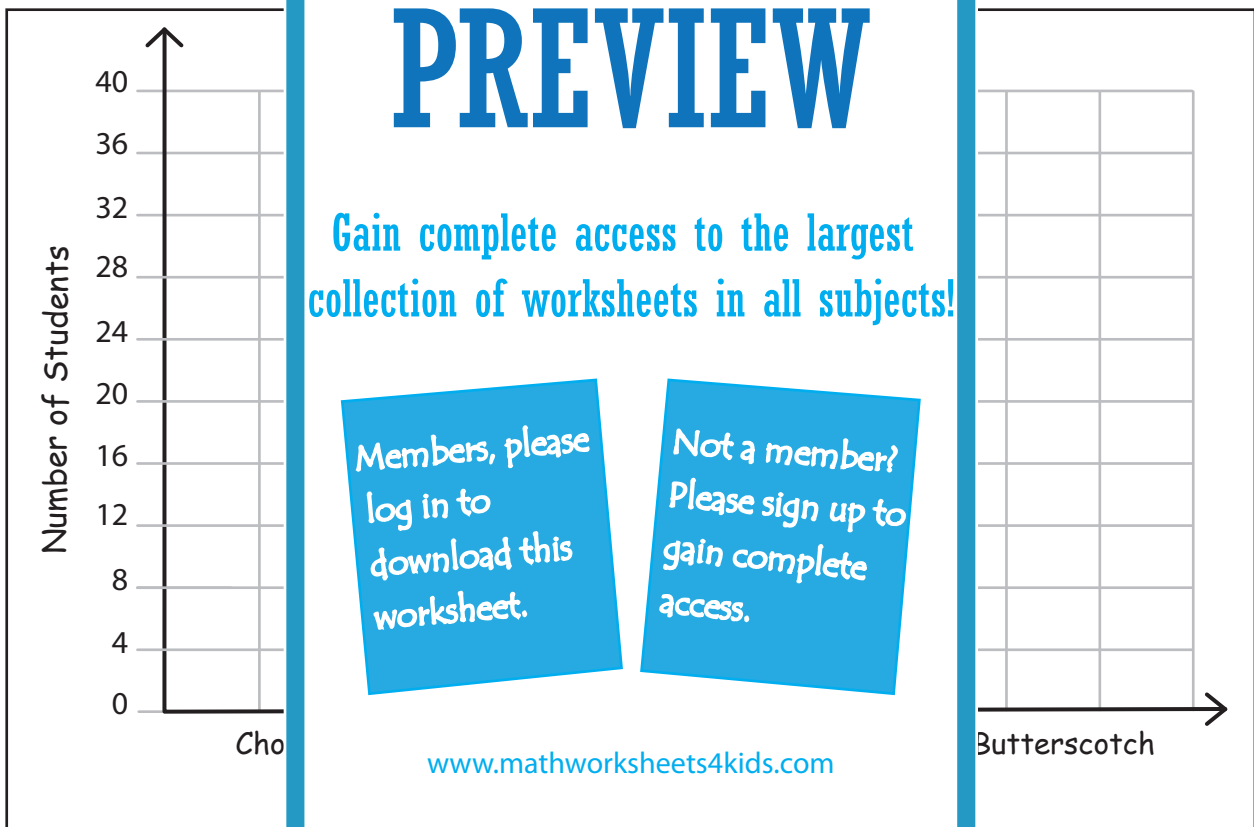


Name : _____

Bar Graph - Ice-Cream Flavors

Mrs. Barbara, a third-grade teacher, recorded data on her students' favorite ice-cream flavors. Read the data and draw a bar graph. Answer the questions.

Chocolate	Pistachio	Vanilla	Strawberry	Butterscotch
				
36	16	12	22	24



- 1) Which was more popular: chocolate or butterscotch? _____
- 2) How many fewer children liked pistachio than strawberry _____
- 3) Which flavor was the third most popular?
 Chocolate Pistachio Vanilla Strawberry Butterscotch
- 4) How many children participated in the survey? _____






Name : _____

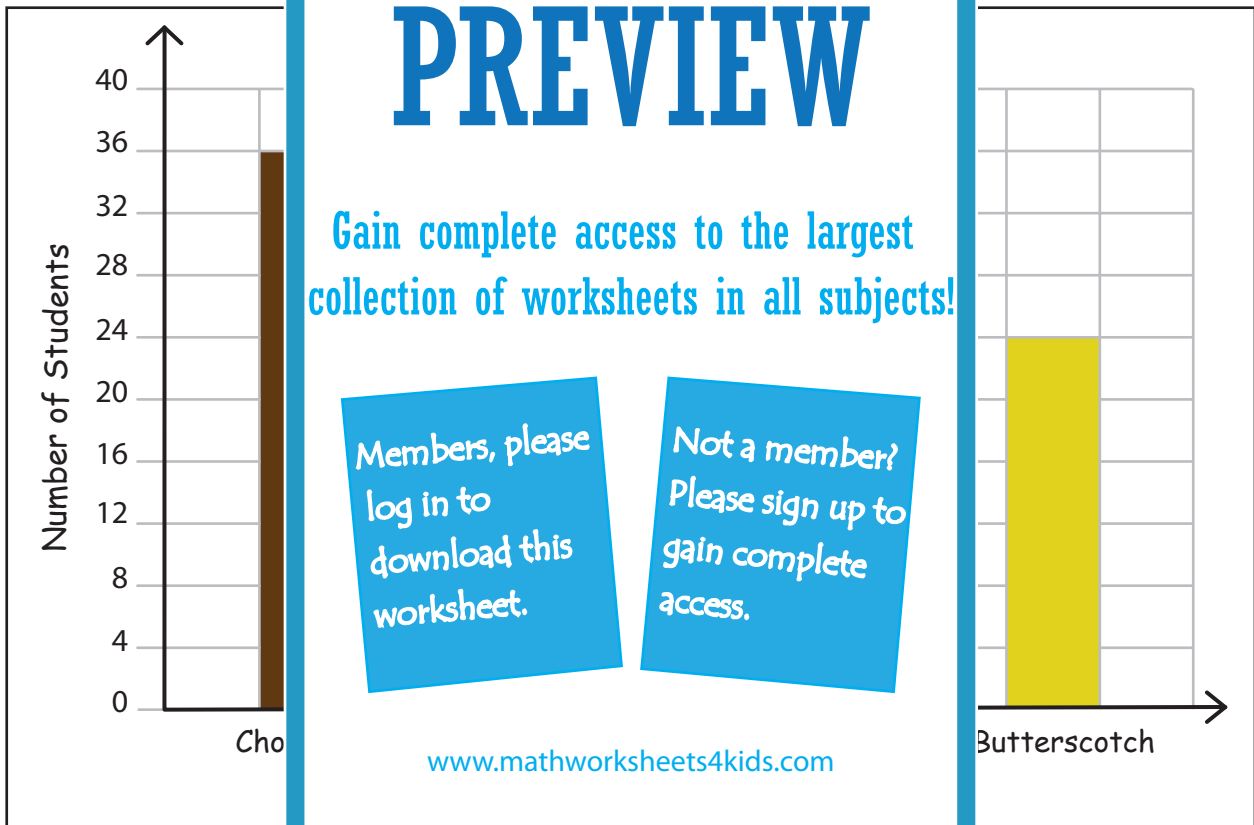
Answer Key

Sheet 2

Bar Graph - Ice-Cream Flavors

Mrs. Barbara, a third-grade teacher, recorded data on her students' favorite ice-cream flavors. Read the data and draw a bar graph. Answer the questions.

Chocolate	Pistachio	Vanilla	Strawberry	Butterscotch
				
36	16	12	22	24



1) Which was more popular: chocolate or butterscotch?

Chocolate

2) How many fewer children liked pistachio than strawberry

16

3) Which flavor was the third most popular?

Chocolate Pistachio Vanilla Strawberry Butterscotch

4) How many children participated in the survey?

120