






Name : _____

Bar Graph - Favorite Animals

Sheet 3

Kevin's Animal Sanctuary did a survey among a group of students about their favorite animals, and they recorded the data. Create a bar graph using the data. Write a title, label the two axes, make an appropriate scale, and draw the graph.

Lions	Elephants	Snakes	Pandas	Tigers
				
45				40

PREVIEW

Gain complete access to the largest collection of worksheets in all subjects!

Members, please log in to download this worksheet.

Not a member? Please sign up to gain complete access.

www.mathworksheets4kids.com






Name : _____

Answer Key

Bar Graph - Favorite Animals

Sheet 3

Kevin's Animal Sanctuary did a survey among a group of students about their favorite animals, and they recorded the data. Create a bar graph using the data. Write a title, label the two axes, make an appropriate scale, and draw the graph.

Lions	Elephants	Snakes	Pandas	Tigers
				
45				40

PREVIEW

Gain complete access to the largest collection of worksheets in all subjects!

Members, please log in to download this worksheet.

Not a member? Please sign up to gain complete access.

www.mathworksheets4kids.com

