


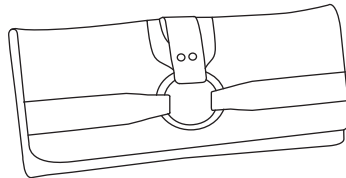
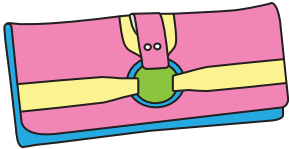
# Big vs Small

Look at the picture in Group A. Color the picture in Group B that is smaller than Group A.



**A**

**B**

1)



2)



Look at the picture in

**A**

than Group A.

3)



4)



**PREVIEW**

Gain complete access to the largest collection of worksheets in all subjects!

Members, please log in to download this worksheet.

Not a member? Please sign up to gain complete access.

[www.mathworksheets4kids.com](http://www.mathworksheets4kids.com)

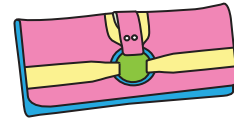
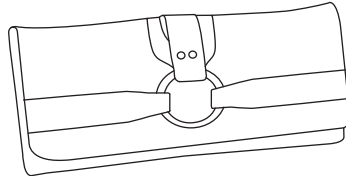
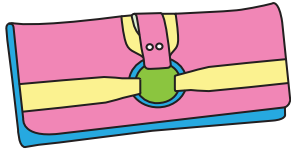
# Big vs Small

Look at the picture in Group A. Color the picture in Group B that is smaller than Group A.



**A**

**B**

1)



2)



Look at the picture in

**A**

than Group A.

3)



4)



**PREVIEW**

Gain complete access to the largest collection of worksheets in all subjects!

Members, please log in to download this worksheet.

Not a member? Please sign up to gain complete access.

[www.mathworksheets4kids.com](http://www.mathworksheets4kids.com)