




Big vs Small

Sheet 2


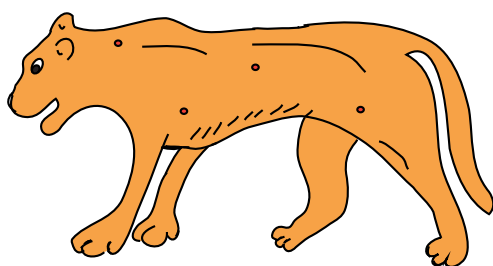

1) Circle the small tree.



2) Circle the big animal.



3) Circle the small animal.



PREVIEW

Gain complete access to the largest collection of worksheets in all subjects!



Members, please log in to download this worksheet.

Not a member? Please sign up to gain complete access.

www.mathworksheets4kids.com


Answer Key

Big vs Small





Sheet 2


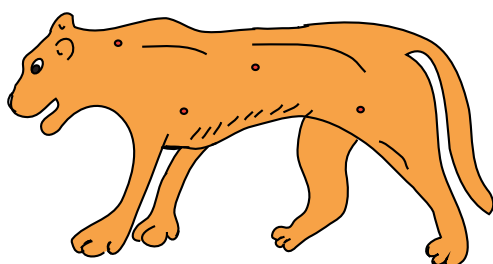

1) Circle the small tree.



2) Circle the big animal.



3) Circle the small animal.



PREVIEW

Gain complete access to the largest collection of worksheets in all subjects!

Members, please log in to download this worksheet.

Not a member? Please sign up to gain complete access.

www.mathworksheets4kids.com