


Big vs Small




Sheet 3

1) Circle the big reptile.




2) Circle the small tree.



3) Circle the small mushroom.



4) Circle the small animal.



PREVIEW

Gain complete access to the largest collection of worksheets in all subjects!



Members, please log in to download this worksheet.

Not a member? Please sign up to gain complete access.

www.mathworksheets4kids.com

Answer Key

Big vs Small



Sheet 3


1) Circle the big reptile.




2) Circle the small tree.



3) Circle the small mushroom.



4) Circle the small animal.



PREVIEW

Gain complete access to the largest collection of worksheets in all subjects!

Members, please log in to download this worksheet.

Not a member? Please sign up to gain complete access.

www.mathworksheets4kids.com