




Big vs Small




1) Circle the small bird.




2) Circle the big tree.



3) Circle the big animal.



4) Circle the small animal.



PREVIEW

Gain complete access to the largest collection of worksheets in all subjects!

Members, please log in to download this worksheet.

Not a member? Please sign up to gain complete access.

www.mathworksheets4kids.com


Answer Key

Big vs Small




Sheet 4

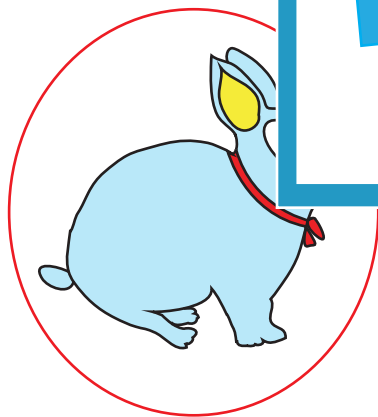
1) Circle the small bird.





2) Circle the big tree.



3) Circle the big animal.



4) Circle the small animal.



PREVIEW

Gain complete access to the largest collection of worksheets in all subjects!

Members, please log in to download this worksheet.

Not a member? Please sign up to gain complete access.

www.mathworksheets4kids.com