



# Ordering Sizes

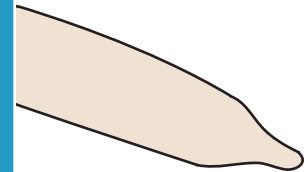

Sheet 2

Compare the sizes of vegetables; Write 1 under small size, 2 under medium size and 3 under big size.



1)



2)



3)



## PREVIEW

Gain complete access to the largest collection of worksheets in all subjects!

Members, please log in to download this worksheet.

Not a member? Please sign up to gain complete access.

[www.mathworksheets4kids.com](http://www.mathworksheets4kids.com)

4)




# Ordering Sizes


Sheet 2

Compare the sizes of vegetables; Write 1 under small size, 2 under medium size and 3 under big size.

1)



2




3

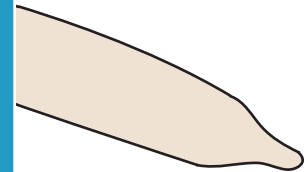


1

2)




2




3

3)



3



2

# PREVIEW

Gain complete access to the largest collection of worksheets in all subjects!

Members, please log in to download this worksheet.

Not a member? Please sign up to gain complete access.

[www.mathworksheets4kids.com](http://www.mathworksheets4kids.com)

4)



1



3



2