

Biggest vs Smallest

Tick the box under biggest object and cross out the box under smallest object in each group.

1)




2)



Gain complete access to the largest collection of worksheets in all subjects!



3)



PREVIEW

Gain complete access to the largest collection of worksheets in all subjects!

Members, please log in to download this worksheet.

Not a member? Please sign up to gain complete access.

www.mathworksheets4kids.com

Answer Key



Biggest vs Smallest

Tick the box under biggest object and cross out the box under smallest object in each group.





1)

			
<input type="checkbox"/>			<input checked="" type="checkbox"/>

2)

	<p>PREVIEW</p> <p>Gain complete access to the largest collection of worksheets in all subjects!</p> <p>Members, please log in to download this worksheet.</p> <p>Not a member? Please sign up to gain complete access.</p> <p>www.mathworksheets4kids.com</p>	
<input checked="" type="checkbox"/>		<input type="checkbox"/>

3)

			
<input checked="" type="checkbox"/>	<input type="checkbox"/>	<input type="checkbox"/>	<input checked="" type="checkbox"/>