


### Biggest vs Smallest

Tick the box under biggest object and cross out the box under smallest object in each group.

1)



2)




Gain complete access to the largest collection of worksheets in all subjects!


Members, please log in to download this worksheet.

Not a member? Please sign up to gain complete access.

[www.mathworksheets4kids.com](http://www.mathworksheets4kids.com)



3)





**Answer Key**

**Biggest vs Smallest**

Tick the box under biggest object and cross out the box under smallest object in each group.

1)



2)



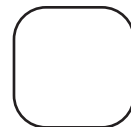
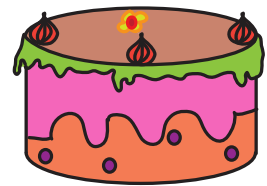
**PREVIEW**

Gain complete access to the largest collection of worksheets in all subjects!

Members, please log in to download this worksheet.

Not a member? Please sign up to gain complete access.

[www.mathworksheets4kids.com](http://www.mathworksheets4kids.com)



3)

