

# Biggest vs Smallest

Tick the box under biggest object and cross out the box under smallest object in each group.

1)



2)




**PREVIEW**

Gain complete access to the largest collection of worksheets in all subjects!

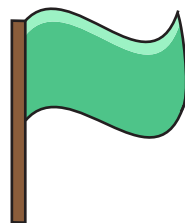

Members, please log in to download this worksheet.

Not a member? Please sign up to gain complete access.

[www.mathworksheets4kids.com](http://www.mathworksheets4kids.com)



3)



**Answer Key**

**Biggest vs Smallest**

Tick the box under biggest object and cross out the box under smallest object in each group.

1)



2)



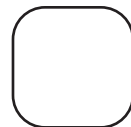

# PREVIEW

Gain complete access to the largest collection of worksheets in all subjects!

Members, please log in to download this worksheet.

Not a member? Please sign up to gain complete access.

www.mathworksheets4kids.com



3)

