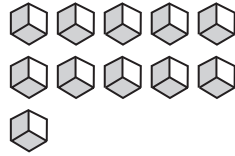



## Place Value Blocks - 2 Digits

L2S1

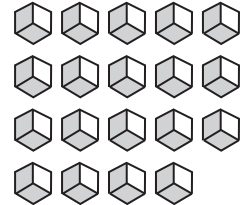
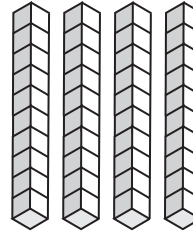
Write the number formed by base ten blocks.

1)



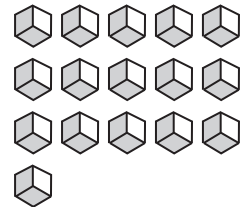
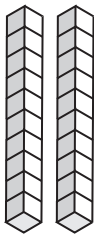
\_\_\_\_\_

2)



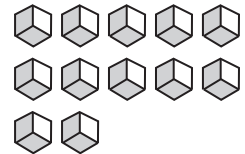

\_\_\_\_\_

3)



\_\_\_\_\_

5)



\_\_\_\_\_

# PREVIEW

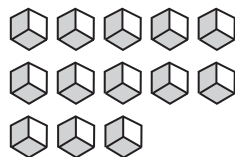
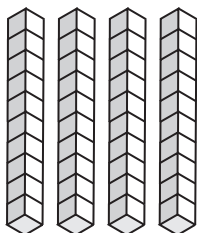
Gain complete access to the largest  
collection of worksheets in all subjects!

Members, please  
log in to  
download this  
worksheet.

Not a member?  
Please sign up to  
gain complete  
access.

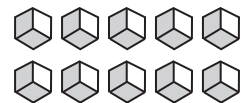
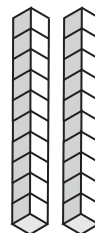
[www.mathworksheets4kids.com](http://www.mathworksheets4kids.com)

7)



\_\_\_\_\_

8)



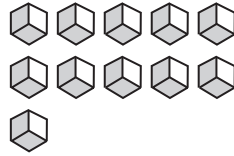

\_\_\_\_\_

**Answer key****Place Value Blocks - 2 Digits**

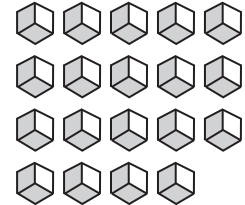
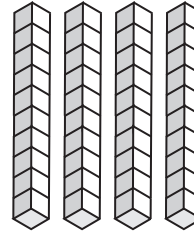
L2S1

Write the number formed by base ten blocks.

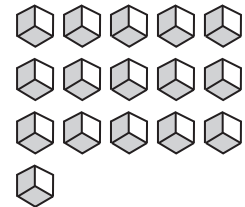
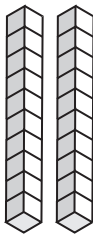
1)

**61**

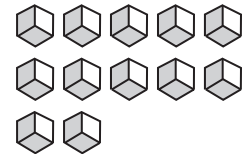

2)

**59**

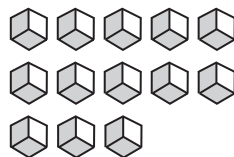
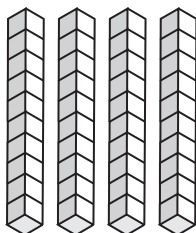
3)

**26**

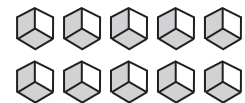
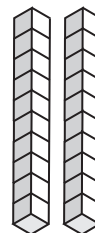
5)

**42**

7)

**53**

8)

**30**

# PREVIEW

Gain complete access to the largest  
collection of worksheets in all subjects!

Members, please  
log in to  
download this  
worksheet.

Not a member?  
Please sign up to  
gain complete  
access.

[www.mathworksheets4kids.com](http://www.mathworksheets4kids.com)