

Name : _____

Box-and-Whisker Plot

Level 2: S2

Make box-and-whisker plots for the given data.

1) 34, 10, 27, 13, 6, 36, 9, 13, 22, 18, 31

Minimum : _____ Maximum : _____

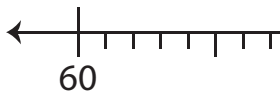
Q₁ : _____ Q₂ : _____ Q₃ : _____



2) 93, 68, 79, 100, 68

Minimum : _____

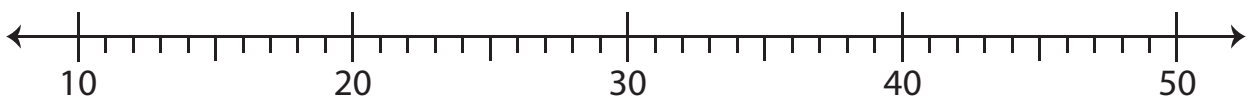
Q₁ : _____ Q₃ : _____



3) 19.2, 26, 33, 45, 26

Minimum : _____ Maximum : _____

Q₁ : _____ Q₂ : _____ Q₃ : _____



PREVIEW

Gain complete access to the largest collection of worksheets in all subjects!

Members, please log in to download this worksheet.

Not a member? Please sign up to gain complete access.

www.mathworksheets4kids.com

Name : _____

Answer Key

Box-and-Whisker Plot

Level 2: S2

Make box-and-whisker plots for the given data.

1) 34, 10, 27, 13, 6, 36, 9, 13, 22, 18, 31

Minimum : 6 Maximum : 36

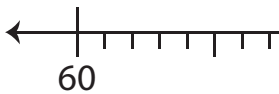
Q₁ : 10 Q₂ : 18 Q₃ : 31



2) 93, 68, 79, 100, 65

Minimum : _____

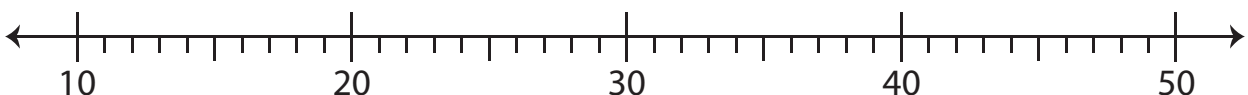
Q₁ : 72.5 Q₃ : 93



3) 19.2, 26, 33, 45, 23

Minimum : 12 Maximum : 47

Q₁ : 23 Q₂ : 31.5 Q₃ : 41



PREVIEW

Gain complete access to the largest collection of worksheets in all subjects!

Members, please log in to download this worksheet.

Not a member? Please sign up to gain complete access.

www.mathworksheets4kids.com