


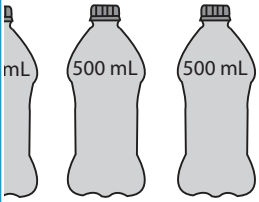

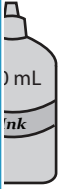
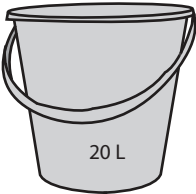



Comparing Capacity

Metric Units: S2



Compare the capacity and fill in the box with appropriate symbol $<$, $>$ or $=$ in each problem.


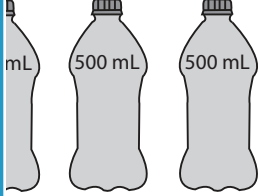
1)	 <input style="width: 30px; height: 30px;" type="text"/> 	
2)	<div style="border: 2px solid blue; padding: 10px; background-color: #e0f0ff;"> <h1 style="margin: 0;">PREVIEW</h1> <p style="margin: 5px 0;">Gain complete access to the largest collection of worksheets in all subjects!</p> <div style="display: flex; justify-content: space-around; margin-top: 10px;"> <div style="background-color: #007bff; color: white; padding: 10px; transform: rotate(-2deg); text-align: center;"> <p>Members, please log in to download this worksheet.</p> </div> <div style="background-color: #007bff; color: white; padding: 10px; transform: rotate(2deg); text-align: center;"> <p>Not a member? Please sign up to gain complete access.</p> </div> </div> <p style="margin-top: 10px; color: #007bff;">www.mathworksheets4kids.com</p> </div>	
3)		
4)		
5)	 <input style="width: 30px; height: 30px;" type="text"/> 	

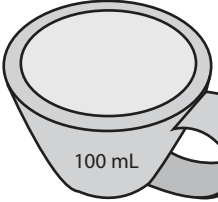
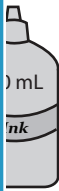
Answer key**Comparing Capacity**



Metric Units: S2

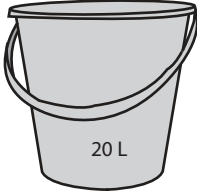

Compare the capacity and fill in the box with appropriate symbol $<$, $>$ or $=$ in each problem.

1)  

2)  

3)  

4)  

5)  

PREVIEW

Gain complete access to the largest collection of worksheets in all subjects!

Members, please log in to download this worksheet.

Not a member? Please sign up to gain complete access.

www.mathworksheets4kids.com