


**Capacity Estimation**

Metric Units: S1

Estimate the capacity of each object.

1)



- 2 L
- 200 mL
- 20 mL

2)



- 50 mL
- 50 L
- 5 L

3)



- 3.5 L
- 35 mL
- 350 mL

4)



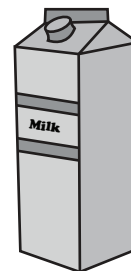
- 100 mL
- 10 mL
- 10 L

5)



- 40 mL
- 4 L
- 400 mL

6)



- 15 mL
- 1.5 L
- 150 mL

7)



- 4 L
- 400 mL
- 40 L

8)




- 20 L
- 20 L
- 200 mL

**Answer key****Capacity Estimation**

Metric Units: S1

Estimate the capacity of each object.

1)



- 2 L
- **200 mL**
- 20 mL

2)



- 50 mL
- 50 L
- **5 L**

3)



- 3.5 L
- 35 mL
- **350 mL**

4)



- **100 mL**
- 10 mL
- 10 L

5)



- 40 mL
- 4 L
- **400 mL**

6)



- 15 mL
- **1.5 L**
- 150 mL

7)



- **4 L**
- 400 mL
- 40 L

8)



- 20 L
- 20 L
- **200 mL**