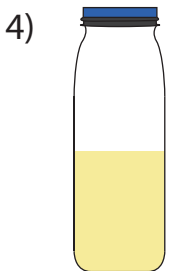
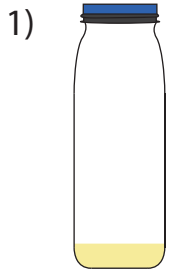


Full, Half-Full, or Empty

A) Choose the word that best describes the quantity of juice in each bottle based on your observation.

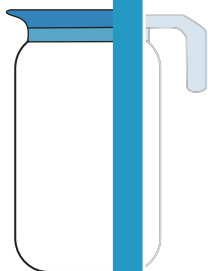


PREVIEW

Gain complete access to the largest collection of worksheets in all subjects!

B) Color each juice jar, filling in the area representing the specified juice level.

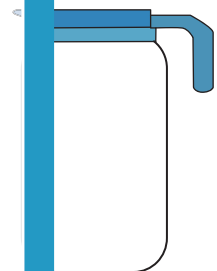
almost empty



Members, please log in to download this worksheet.

Not a member? Please sign up to gain complete access.

almost full



C) Order the



A



B



C

B → → →

www.mathworksheets4kids.com